

Jointly Leverage Unifier & P6 from Project Conception to Company Forecasting

Chad Brady, Project Executive, Foresee Consulting





Chad Brady, LEED AP

Project Executive

Foresee Consulting

Phone: 702-818-3520

cbrady@4cteam.com

<http://www.4cteam.com>

Background

- ▶ Degree in Construction Engineering w/EIT, North Dakota State University
- ▶ Foresee Consulting 2 Years
- ▶ Mortenson Construction 16 Years
- ▶ Duke Construction 2 Years
- ▶ Project Manager on many complex projects

Notable Implementations

- ▶ Expedition
- ▶ Contract Manager
- ▶ Oracle EBS - Cost Issue Management & Project Forecasting Custom Extensions
- ▶ Unifier - Project Management & Collaboration

Notable Construction Projects

- ▶ Sioux City IA - Perry Creek Water Diversion & Outlet Structure
- ▶ EGF MN - Elementary & Middle Schools Flood Recovery and Reconstruction
- ▶ Mpls MN - U of M Walter Digital Technology Center
- ▶ Memphis TN - FedEx Forum (Grizzlies Basketball Arena)
- ▶ Mpls MN - Walker Art Center Expansion
- ▶ Duluth MN - St. Mary's Duluth Clinic 1st St Building



Who is Foresee Consulting?

Construction project management consulting firm who implements, integrates, supports, and trains users on Oracle Primavera Products

100+

Number of Completed Unifier Deployments

277

Combined Years of Project Controls Experience

352

Combined Years of Project & Construction Management Experience

83%

Percentage of Foresee Staff with Unifier Experience



THE 4C TEAM HAS THE MOST UNIFIER® EXPERIENCE IN THE WORLD.

ORACLE

Platinum Partner
Cloud Select
North America

Jointly Leverage Unifier & P6 from Project Conception to Company Forecasting



FORESEE CONSULTING
Creating Collaboration to Contain Costs

The Way it Was

Systems

- ▶ Excel
- ▶ Prolog
- ▶ Unifier



The Way it Was

Systems

- ▶ Excel
- ▶ MS Project
- ▶ P6

Project
Scheduling

The Way it Was

Systems

- ▶ Excel
- ▶ Ecosys
- ▶ Unifier

**Project Financial
Management**

Dislikes - Words We Hate

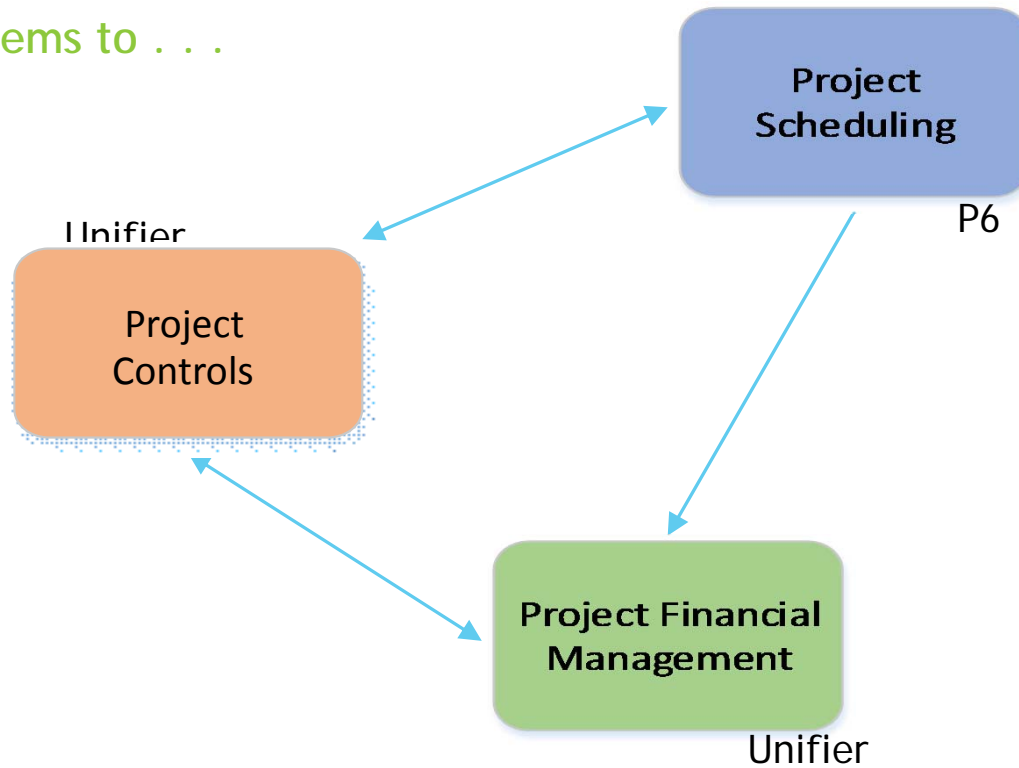
- ▶ Earned Value
- ▶ Resource Loaded Schedule
- ▶ Bucket Planning
- ▶ Cash Flow
- ▶ Schedule Updates

Little Value - Drives - Little Effort

- ▶ Schedule vs. project controls vs. forecasting (project and company)
- ▶ Now throw into the mix the customer's needs - earned value and cash flow.
- ▶ Earned value and cash flow are not easy to deal with, but imagine if you drive it from the schedule and project controls combined.
- ▶ People don't like to do the work because there isn't value for them in the end. Why do something that no one is going to use or use very little - little value drives little effort - remember that in the age of fast paced projects and deadlines that are half . . . Or less. . . of what they were 30 years ago.

So . . . What does it look like now?

Go from Systems to . . .




P6 Schedule

Activity Name	Start	Finish	Predecessors
	07-Dec-15...	07-Mar-16 ...	
	07-Dec-15...	07-Mar-16 ...	
	07-Dec-15...	07-Mar-16 ...	Project Start
Key Milestones	07-Dec-15...	07-Mar-16 ...	
◆	07-Dec-15...	07-Dec-15 ...	
◆	21-Dec-15...	21-Dec-15 ...	
◆	13-Jan-16 ...	13-Jan-16 ...	
◆	20-Jan-16 ...	20-Jan-16 ...	
◆	20-Jan-16 ...	20-Jan-16 ...	
◆	10-Feb-16 ...	10-Feb-16 ...	
◆	07-Mar-16 ...	07-Mar-16 ...	
Project Level	07-Dec-15...	03-Mar-16 ...	
Project Specific Labor	21-Dec-15...	22-Dec-15 ...	
Project Activities Summary	21-Dec-15...	22-Dec-15 ...	
	21-Dec-15...	22-Dec-15 ...	Project Start
Project Engineering	21-Dec-15...	21-Dec-15 ...	
	21-Dec-15...	21-Dec-15 ...	
	07-Dec-15...	07-Dec-15 ...	
	07-Dec-15...	07-Dec-15 ...	
	08-Dec-15	08-Dec-15	

P6 Resources

Assignments



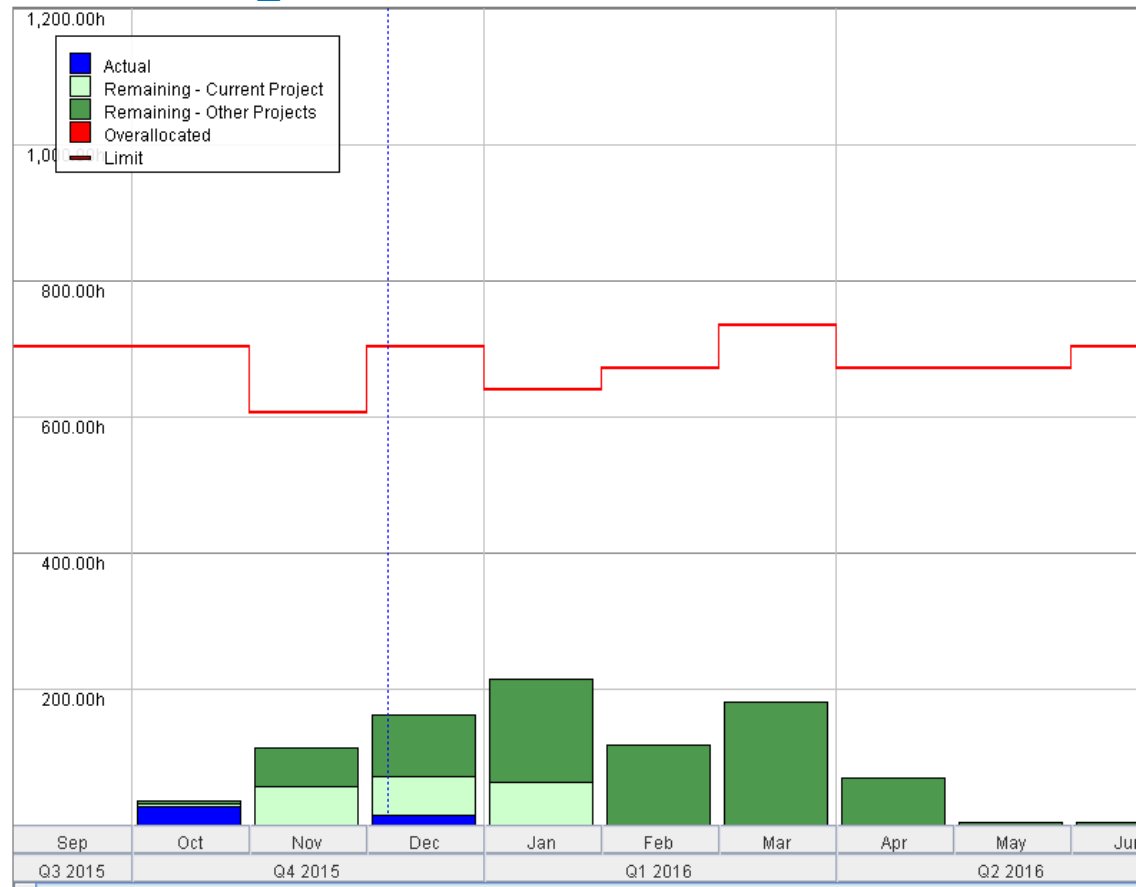
Role Name	Resource ID Name	Resource Name	Planned Duration	Remaining Units	At Completion Units
			508.0h	13.00h	13.00h
			0.0h	0.00h	0.00h

Bucket Planning

9			0.0d	14-Mar-16	◆	
10			0.0d	14-Mar-16	◆	
11			0.0d	14-Mar-16	◆	
12			0.0d	14-Mar-16	◆	
13	Project Level	27.0d	19-Feb-16 A	13-Apr-16		

▼ Display: Current Project's Resources		▼ Display: Activity Resource Assignments								
Resource Name		Activity ID	Budgeted Units	S	Mar 13					
					Mon	Tue	Wed	Thr	Fri	Se
			38.79h	1	12.36h	12.86h	4.36h	4.36h	4.36h	
			5.79h	1	1.16h	1.16h	1.16h	1.16h	1.16h	
			16.00h	1	3.20h	3.20h	3.20h	3.20h	3.20h	
			17.00h	1	8.50h	8.50h				

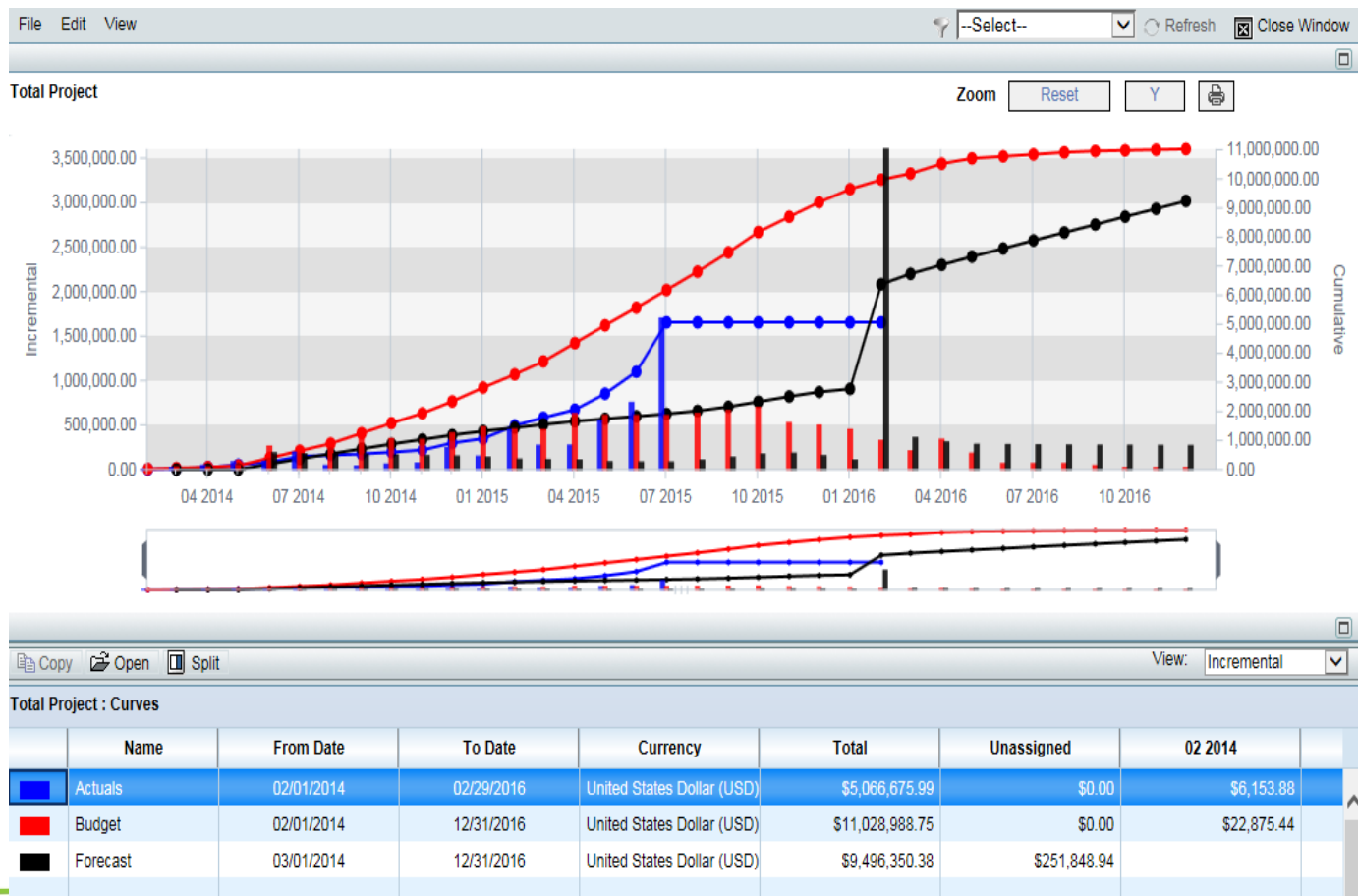
Resource Management



Unifier P6 Summary Sheet

WBS Code	WBS Item	Role/Expense Name	Role Type	Role ID	Unit of Measure	Planned Start
[blurred]	[blurred]	[blurred]	Labor	[blurred]		10/20/2015
[blurred]	[blurred]	[blurred]	Labor	[blurred]		11/05/2015
[blurred]	[blurred]	[blurred]	Labor	[blurred]		11/03/2015
[blurred]	[blurred]	[blurred]	Labor	[blurred]		11/04/2015
[blurred]	[blurred]	[blurred]	Labor	[blurred]		11/05/2015
[blurred]	[blurred]	[blurred]	Labor	[blurred]		01/08/2016
[blurred]	[blurred]	[blurred]	Labor	[blurred]		11/04/2015
[blurred]	[blurred]	[blurred]	Labor	[blurred]		10/20/2015
[blurred]	[blurred]	[blurred]	Labor	[blurred]		11/03/2015
[blurred]	[blurred]	[blurred]	Labor	[blurred]		12/28/2015
[blurred]	[blurred]	[blurred]	Labor	[blurred]		12/23/2015
[blurred]	[blurred]	[blurred]	Labor	[blurred]		01/04/2016
[blurred]	[blurred]	[blurred]	Labor	[blurred]		12/28/2015
[blurred]	[blurred]	[blurred]	Labor	[blurred]		01/05/2016
[blurred]	[blurred]	[blurred]	Labor	[blurred]		12/29/2015
[blurred]	[blurred]	[blurred]	Labor	[blurred]		12/31/2015
[blurred]	[blurred]	[blurred]	Labor	[blurred]		12/24/2015
[blurred]	[blurred]	[blurred]	Labor	[blurred]		12/22/2015

Unifier Cash Flow



Take-Aways



FORESEE CONSULTING
Creating Collaboration to Contain Costs

Take-Aways

- ▶ Using P6 in conjunction with Unifier has a number of benefits
 - ▶ Reflect schedule in cash flow
 - ▶ Resources tied between Unifier & P6
 - ▶ Bucket Planning Reflected in Cashflow

THANK
YOU

Any
Questions?