Case Study:
How the HCP reflected the status of the project throughout the project's life and what can be learned from it?

Tal Levanon

tal@hcp.co.il

Tal Levanon – HCP Ltd

www.hcp-consulting.com

The project:



Light rail

Hadassah Ein Kerem

Infra 1

©Tal Levanon, Tal Levanon – HCP Ltd

The project area on an aerial photograph

Project Specifications

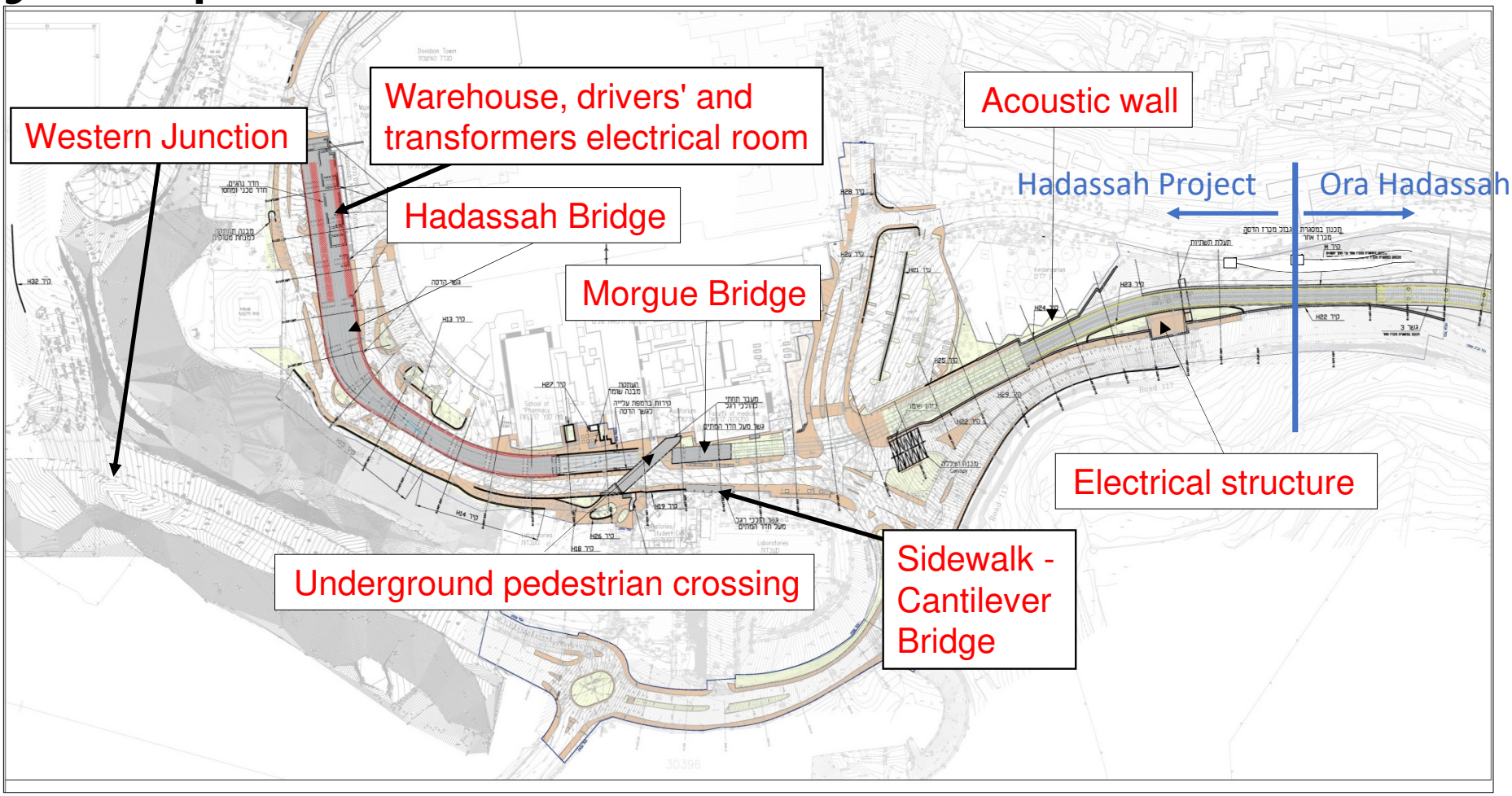

Project Schedule

- Building a skeletal schedule for the project - two alternatives:
  - Short schedule - closing the University Road to traffic.
  - Long schedule - traffic transfers and leaving the university road open for traffic.

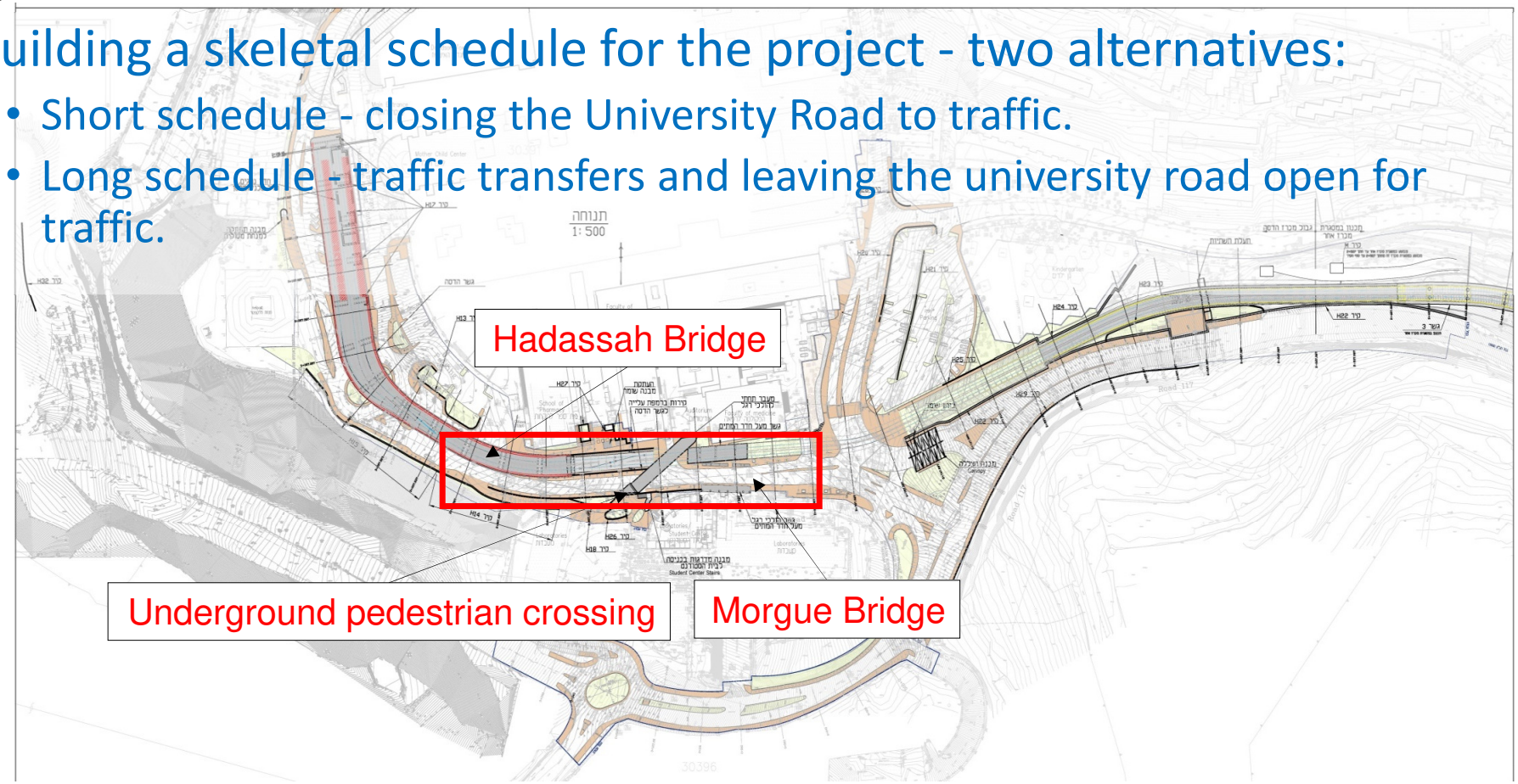

©Tal Levanon, Tal Levanon – HCP Ltd

Milestones – Delivery Areas

- Four milestone for delivery
  - Milestone #6 – to the franchisee
  - Milestone #7 – to the franchisee

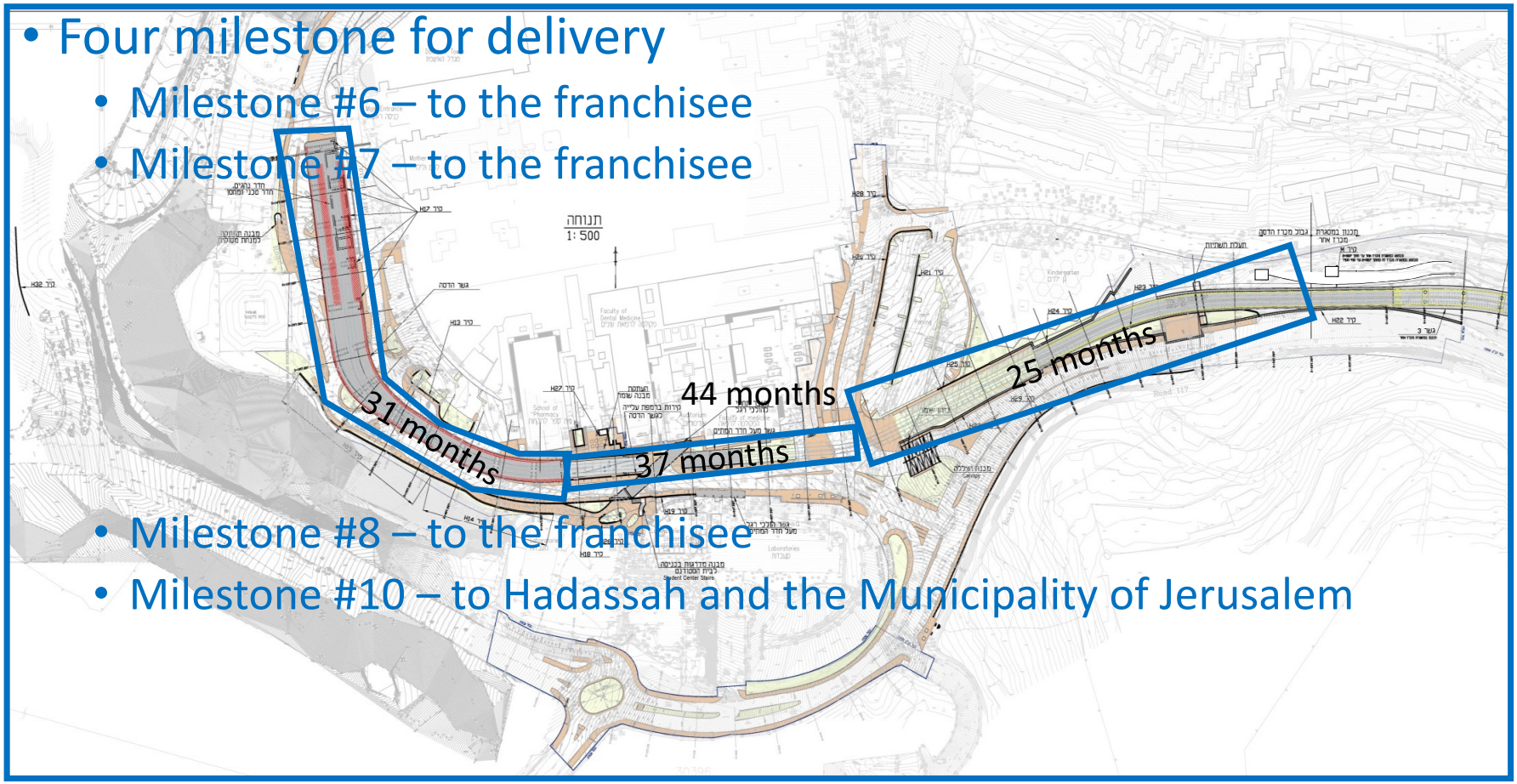

  - Milestone #8 – to the franchisee
  - Milestone #10 – to Hadassah and the Municipality of Jerusalem

©Tal Levanon, Tal Levanon – HCP Ltd

The (Main) Participants

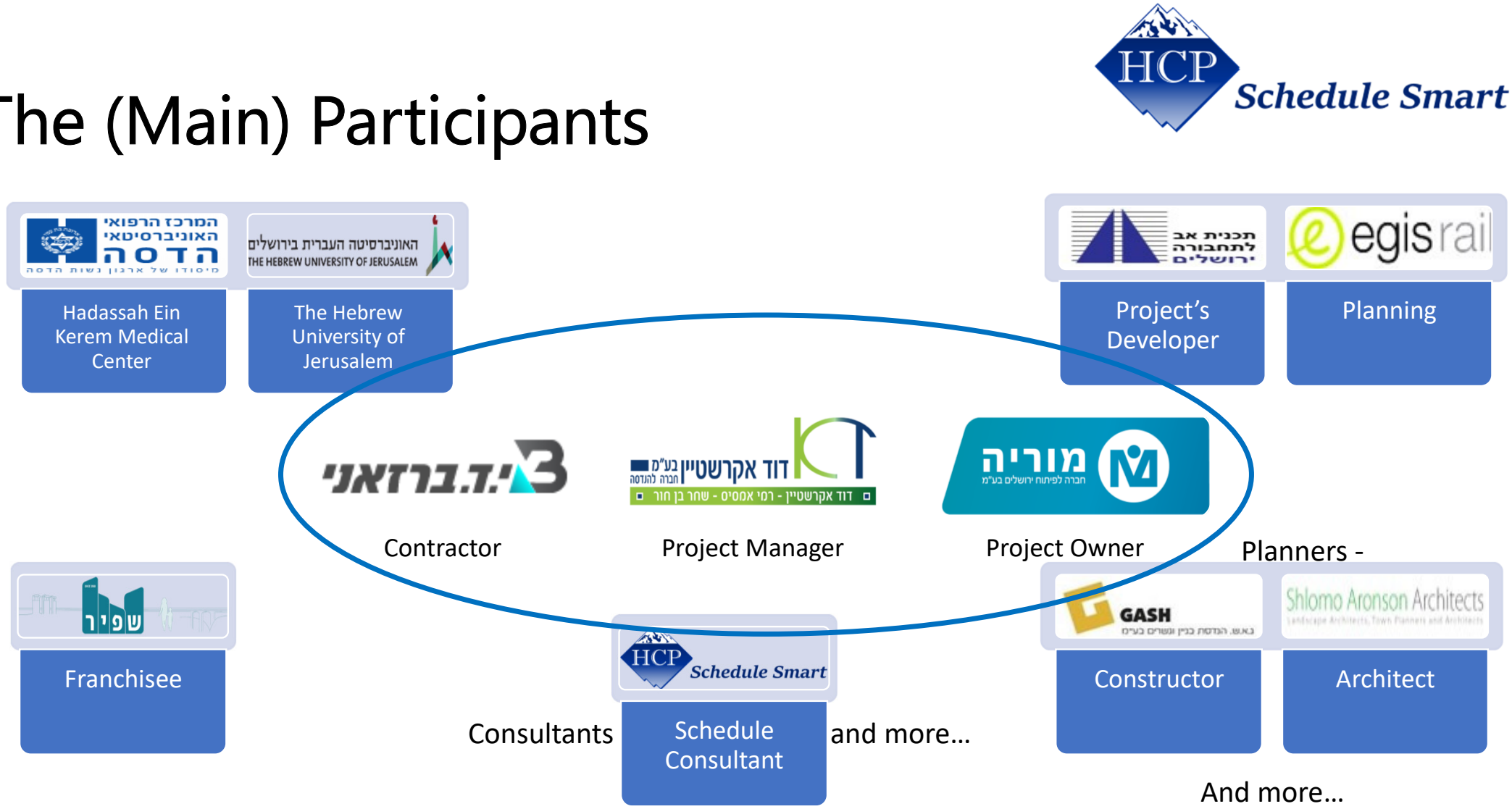

The Work Method in the Schedule

Together and not separately
hcp-consulting.com/together

©Tal Levanon, Tal Levanon – HCP Ltd

The Working Method in the Schedules –HCP Go
https://hcp-consulting.com/hcp-go/

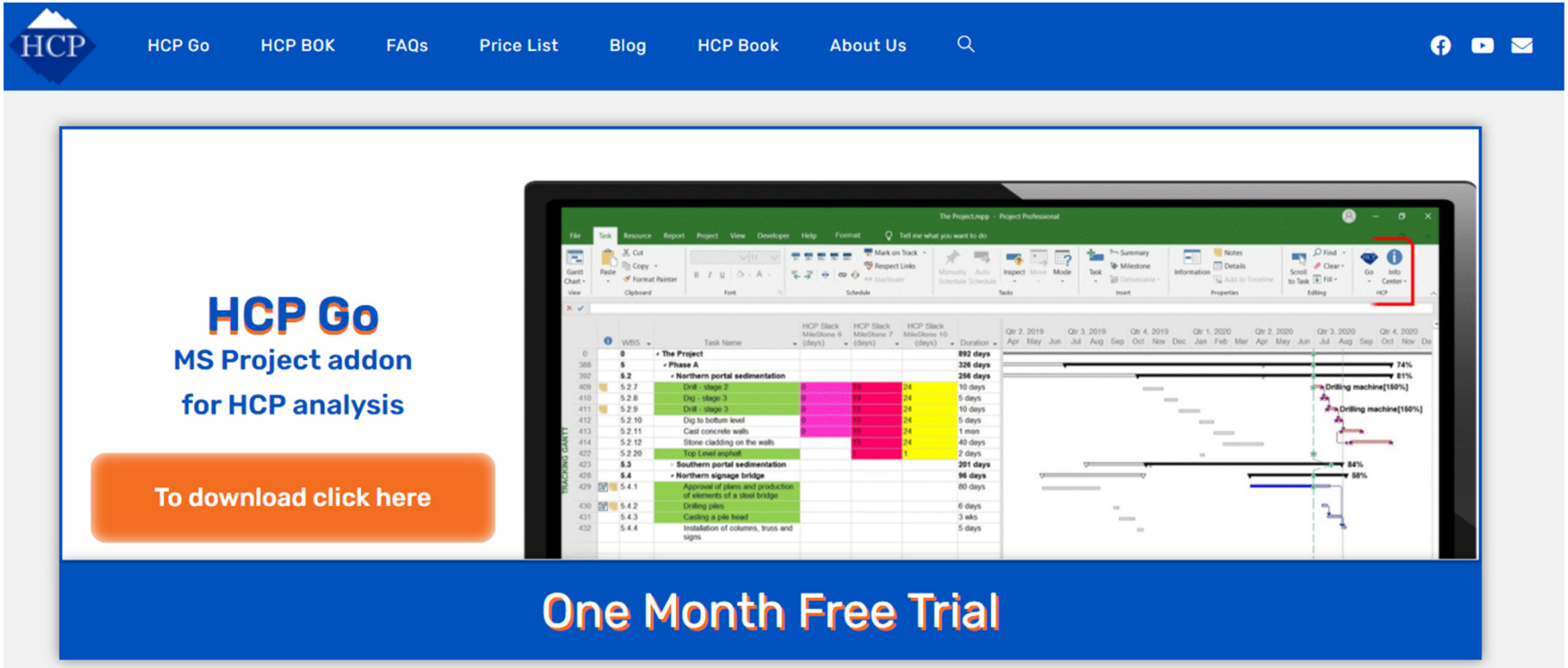

Number of activities left to do and number of connections between the activities

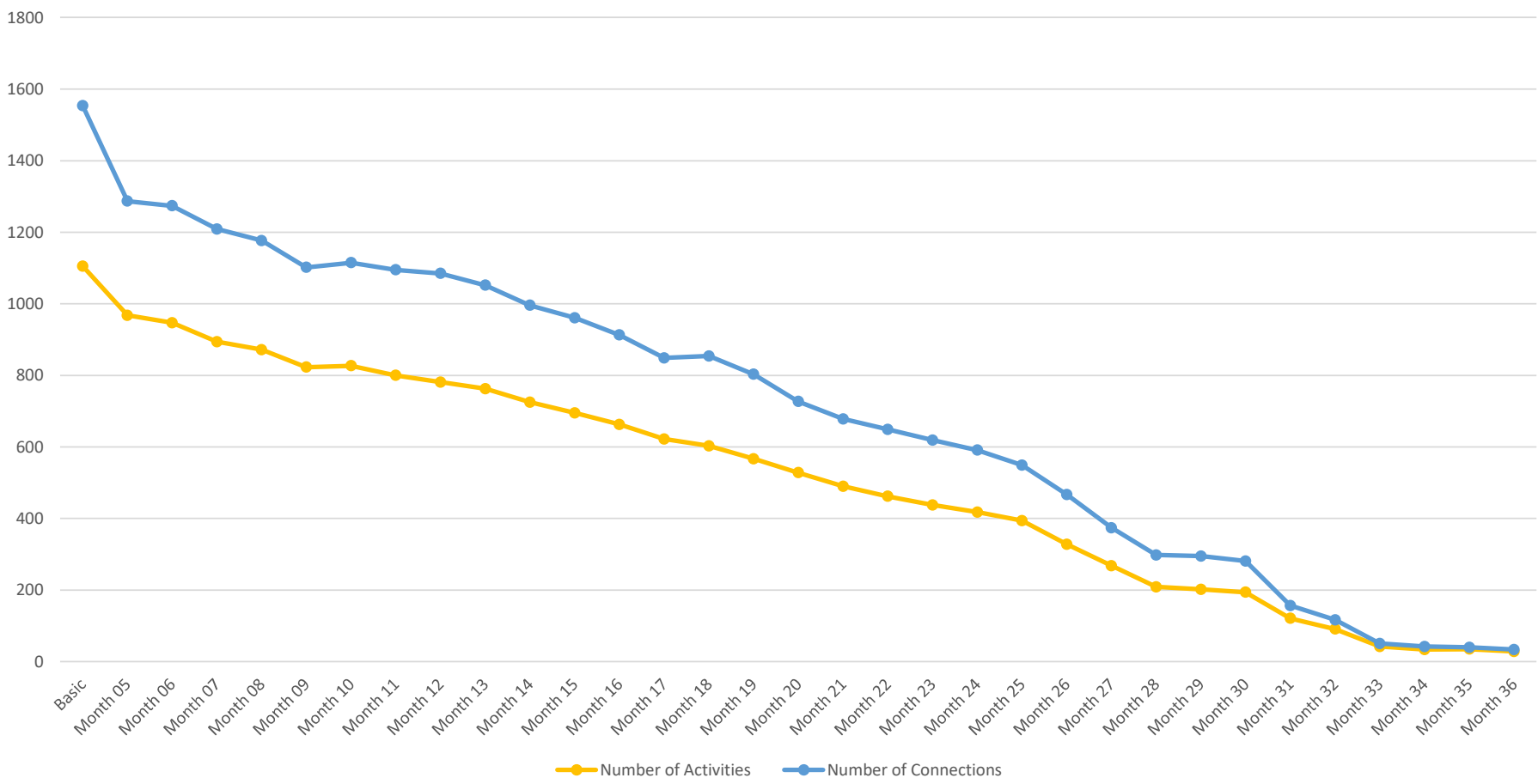

©Tal Levanon, Tal Levanon – HCP Ltd

To understand what we are dealing with ...

HCP Schedule Smart

The basic schedule!

3.1. HCP Critical Path Analysis Overview

Analysis of the entire project from start to finish

Key Schedule and Analysis Dates

Earliest start date in schedule:	January 14, 2018
Scheduled project end date:	September 13, 2021
Date range analyzed:	January 14, 2018 - September 13, 2021
Effective date of analysis:	May 08, 2018

Note: For the purposes of reporting on progress-related issues, the effective date of analysis applied was May 08, 2018 and not today's date.

The number of activities to perform and the connections between the activities

Task and Link Counts within Date Range

Number of tasks in schedule:	1105
Number of links in schedule:	1554

Critical and Hidden critical HCP Paths with 3% DS Found in the Schedule

Total HCP paths identified:	925
Redundant paths ignored:	551
Unique paths analyzed:	374

Note: More than **50000** paths were identified within DS of 5% from the project range analyzed.

©Tal Levanon, Tal Levanon – HCP Ltd

To understand what we are dealing with ...

3.1. HCP Critical Path Analysis Overview

Key Schedule and Analysis Dates

Earliest start date in schedule:	January 14, 2018
Scheduled project end date:	September 13, 2021
Date range analyzed:	January 14, 2018 - September 13, 2021
Effective date of analysis:	May 08, 2018

Analysis of the entire project from start to finish

The basic schedule!

20% of the paths will make 80% of the problem

Task and Link Counts within Date Range

Number of tasks in schedule:	1105
Number of links in schedule:	1554

The number of activities to perform and the connections between the activities

Critical and Hidden critical HCP Paths with 3% DS Found in the Schedule

Total HCP paths identified:	925
Redundant paths ignored:	551
Unique paths analyzed:	374

Note: More than **50000** paths were identified within DS of 5% from the project range analyzed.

©Tal Levanon, Tal Levanon – HCP Ltd

To understand what we are dealing with ...

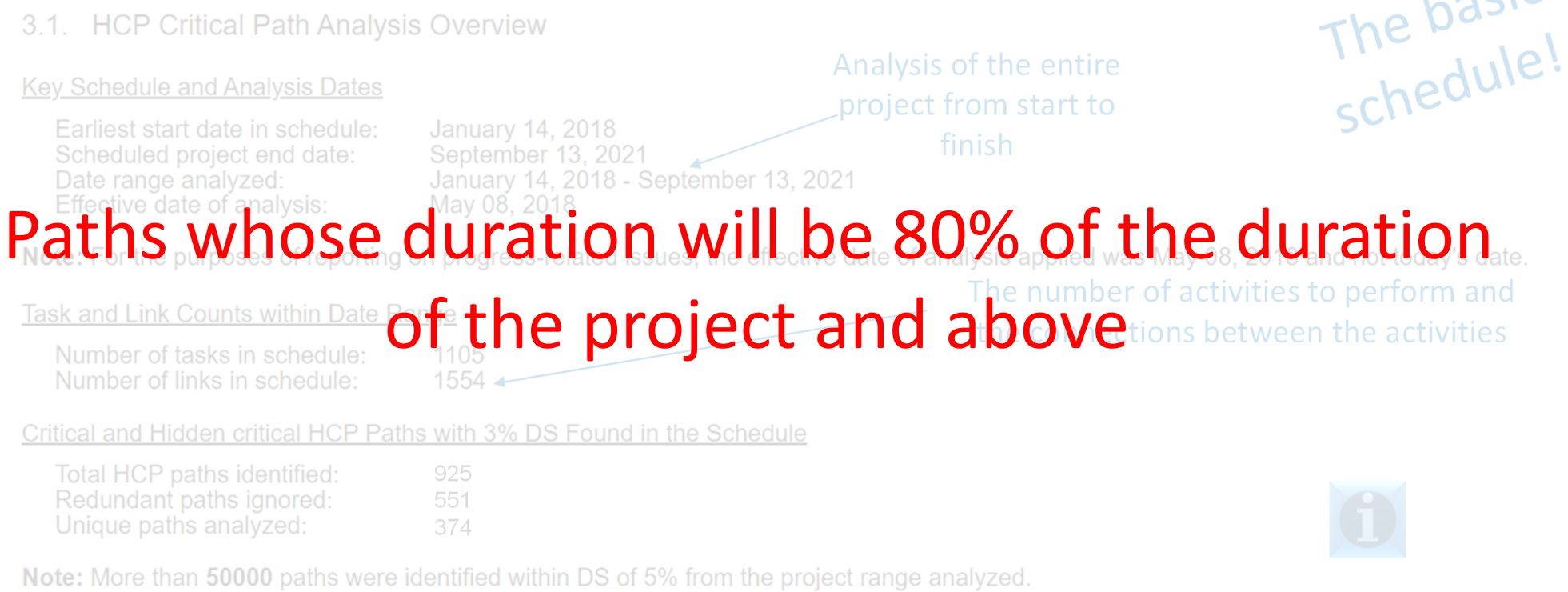

Paths whose duration will be 80% of the duration of the project and above

©Tal Levanon, Tal Levanon – HCP Ltd

To understand what we are dealing with ...

The basic schedule!

3.1. HCP Critical Path Analysis Overview

Analysis of the entire project from start to finish

Key Schedule and Analysis Dates

Earliest start date in schedule:	January 14, 2018
Scheduled project end date:	September 13, 2021
Date range analyzed:	January 14, 2018 - September 13, 2021
Effective date of analysis:	May 08, 2018

Note: For the purposes of reporting on progress-related issues, the effective date of analysis applied was May 08, 2018 and not today's date.

The number of activities to perform and the connections between the activities

Task and Link Counts within Date Range

Number of tasks in schedule:	1105
Number of links in schedule:	1554

3% of the project are only 1.3 months!

Critical and Hidden critical HCP Paths with 3% DS Found in the Schedule

Total HCP paths identified:	925
Redundant paths ignored:	551
Unique paths analyzed:	374

The amount of processes that need to be managed within 1.3 months

Note: More than **50000** paths were identified within DS of 5% from the project range analyzed.

©Tal Levanon, Tal Levanon – HCP Ltd

Redundant paths

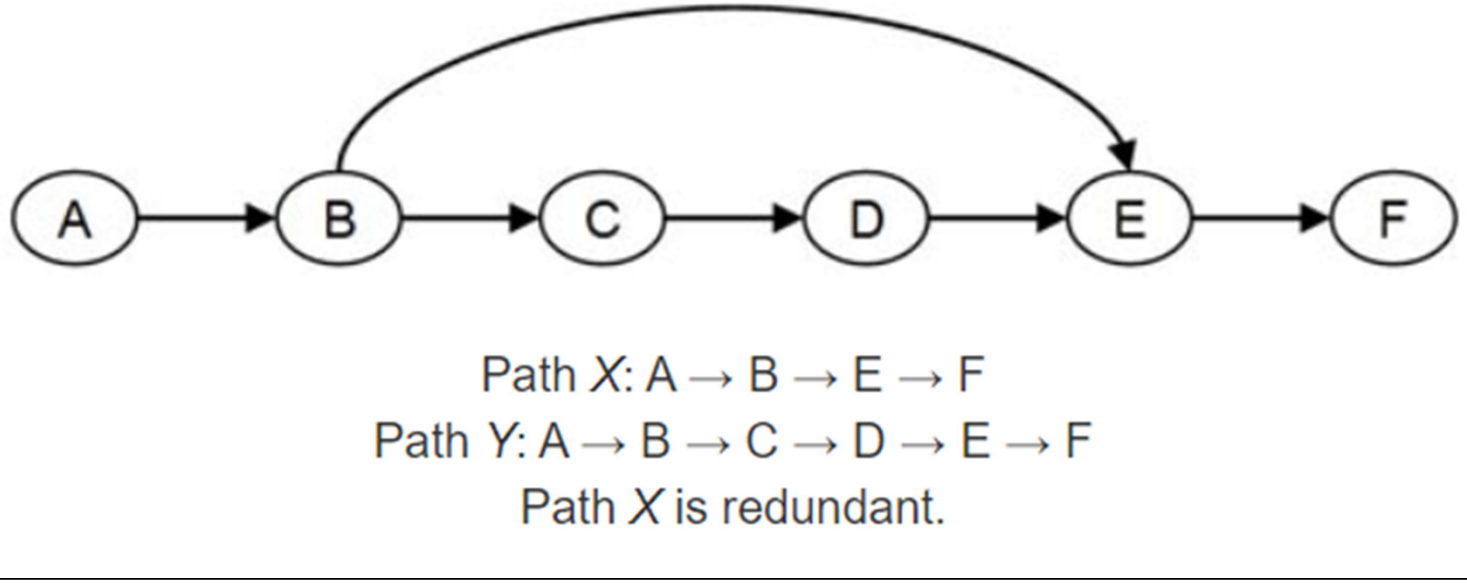

©Tal Levanon, Tal Levanon – HCP Ltd

To understand what we are dealing with ...

HCP Schedule Smart

The basic schedule!

3.1. HCP Critical Path Analysis Overview

Analysis of the entire project from start to finish

Key Schedule and Analysis Dates

Earliest start date in schedule:	January 14, 2018
Scheduled project end date:	September 13, 2021
Date range analyzed:	January 14, 2018 - September 13, 2021
Effective date of analysis:	May 08, 2018

Note: For the purposes of reporting on progress-related issues, the effective date of analysis applied was May 08, 2018 and not today's date.

The number of activities to do and the connections between the activities

Task and Link Counts within Date Range

Number of tasks in schedule:	1105
Number of links in schedule:	1554

3% of the project are only 1.3 months!

Critical and Hidden critical HCP Paths with 3% DS Found in the Schedule

Total HCP paths identified:	925
Redundant paths ignored:	551
Unique paths analyzed:	374

The amount of processes that need to be managed within 1.3 months

Note: More than **50000** paths were identified within DS of 5% from the project range analyzed.

The amount of processes in the project, with an interval of up to 2.2 months only

©Tal Levanon, Tal Levanon – HCP Ltd

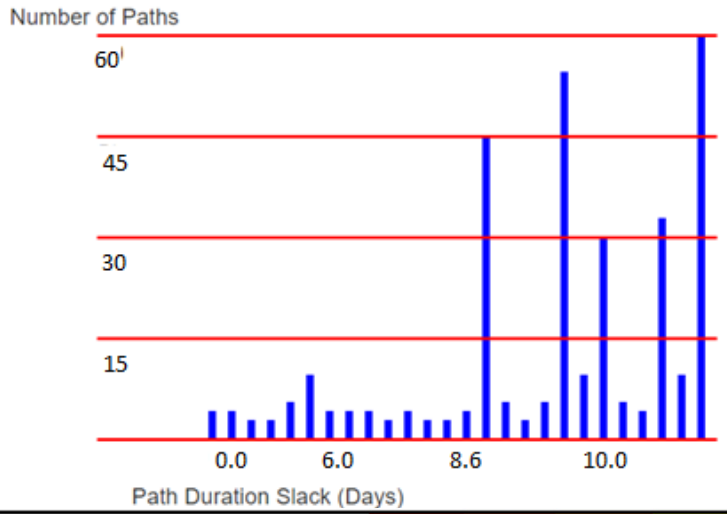

		1 Very Low	2 Low	3	4 Med	5	6 High	7 Very High
Overall	Overall expectation of project success		♦					
On Time	Expectation that the project will be completed on time			♦				
On Scope	Expectation that the project will be completed per scope		♦					
On Budget	Expectation that the project will be completed on budget	♦						

Basic

Month # 05 | Month # 06 | Month # 07 | Month # 08 | Month # 09 | Month # 10 | Month # 11 | Month # 12 | Month # 13 | Month # 14 | Month # 15 | Month # 16 | Month # 17 | Month # 18 | Month # 19 | Month # 20 | Month # 21 | Month # 22 | Month # 23 | Month # 24 | Month # 25 | Month # 26 | Month # 27 | Month # 28 | Month # 29 | Month # 30 | Month # 31 | Month # 32 | Month # 33 | Month # 34 | Month # 35 | Month # 36

©Tal Levanon, Tal Levanon – HCP Ltd

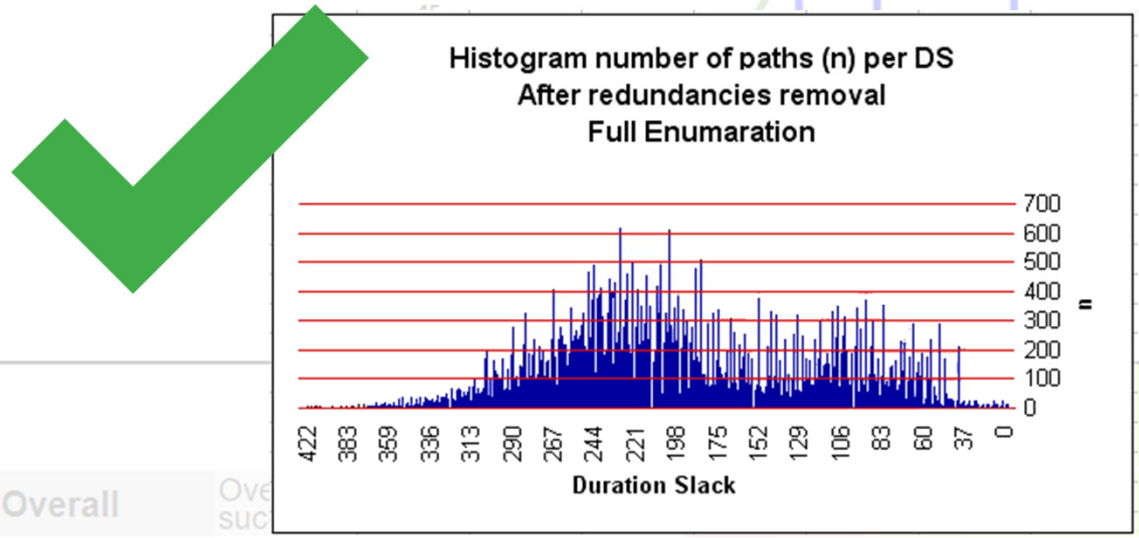
Histogram number of paths (n) per DS
After redundancies removal
Full Enumaration
700
600
500
400
300
200
100
0
n
422
383
359
336
313
290
267
244
221
198
175
152
129
106
83
60
37
0
Duration Slack

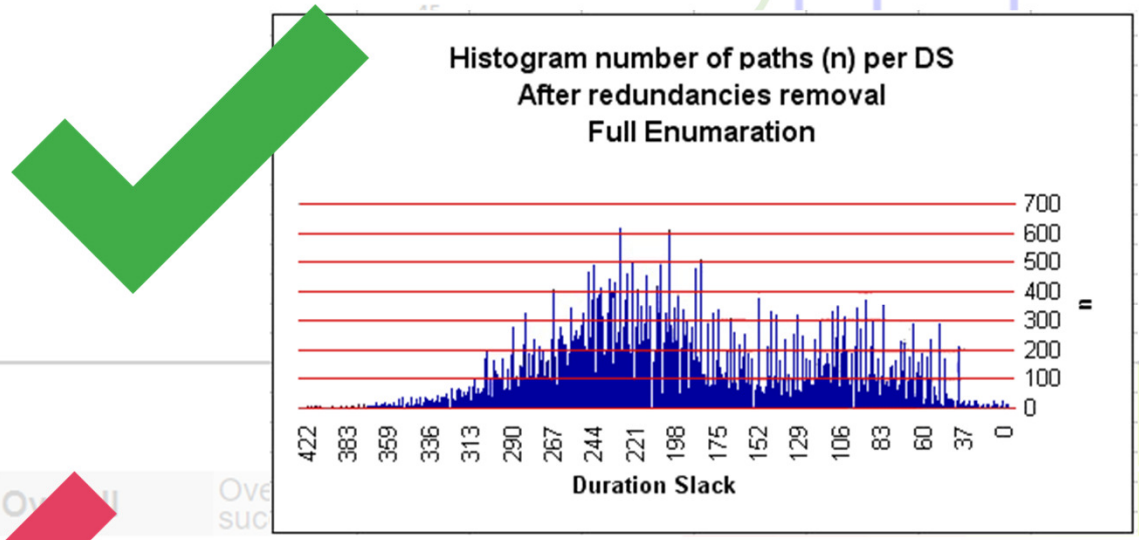
Histogram number of paths (n) per DS
After redundancies removal
Full Enumaration
700
600
500
400
300
200
100
0
n
422 383 359 336 313 290 267 244 221 198 175 152 129 106 83 60 37 0
Duration Slack

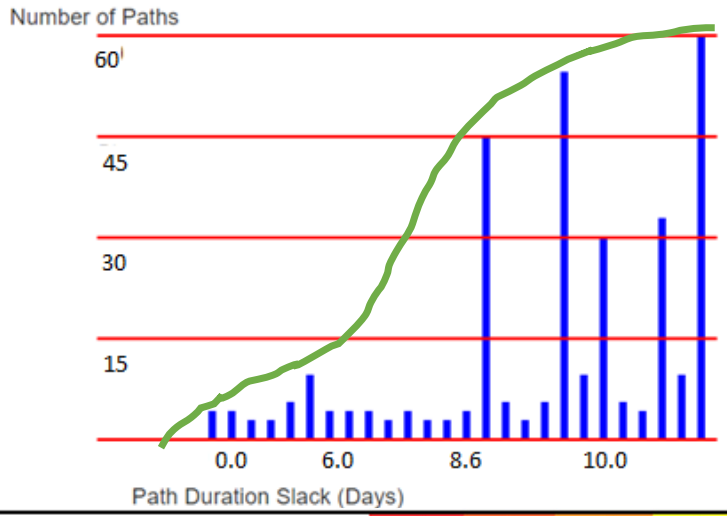

		1 Very Low	2 Low	3	4 Med	5	6 High	7 Very High
Overall	Overall expectation of project success		♦					
On Time	Expectation that the project will be completed on time			♦				
On Scope	Expectation that the project will be completed per scope		♦					
On Budget	Expectation that the project will be completed on budget	♦						

Basic

Month # 05 | Month # 06 | Month # 07 | Month # 08 | Month # 09 | Month # 10 | Month # 11 | Month # 12 | Month # 13 | Month # 14 | Month # 15 | Month # 16 | Month # 17 | Month # 18 | Month # 19 | Month # 20 | Month # 21 | Month # 22 | Month # 23 | Month # 24 | Month # 25 | Month # 26 | Month # 27 | Month # 28 | Month # 29 | Month # 30 | Month # 31 | Month # 32 | Month # 33 | Month # 34 | Month # 35 | Month # 36

©Tal Levanon, Tal Levanon – HCP Ltd

What is going on the site? (Phase 1)

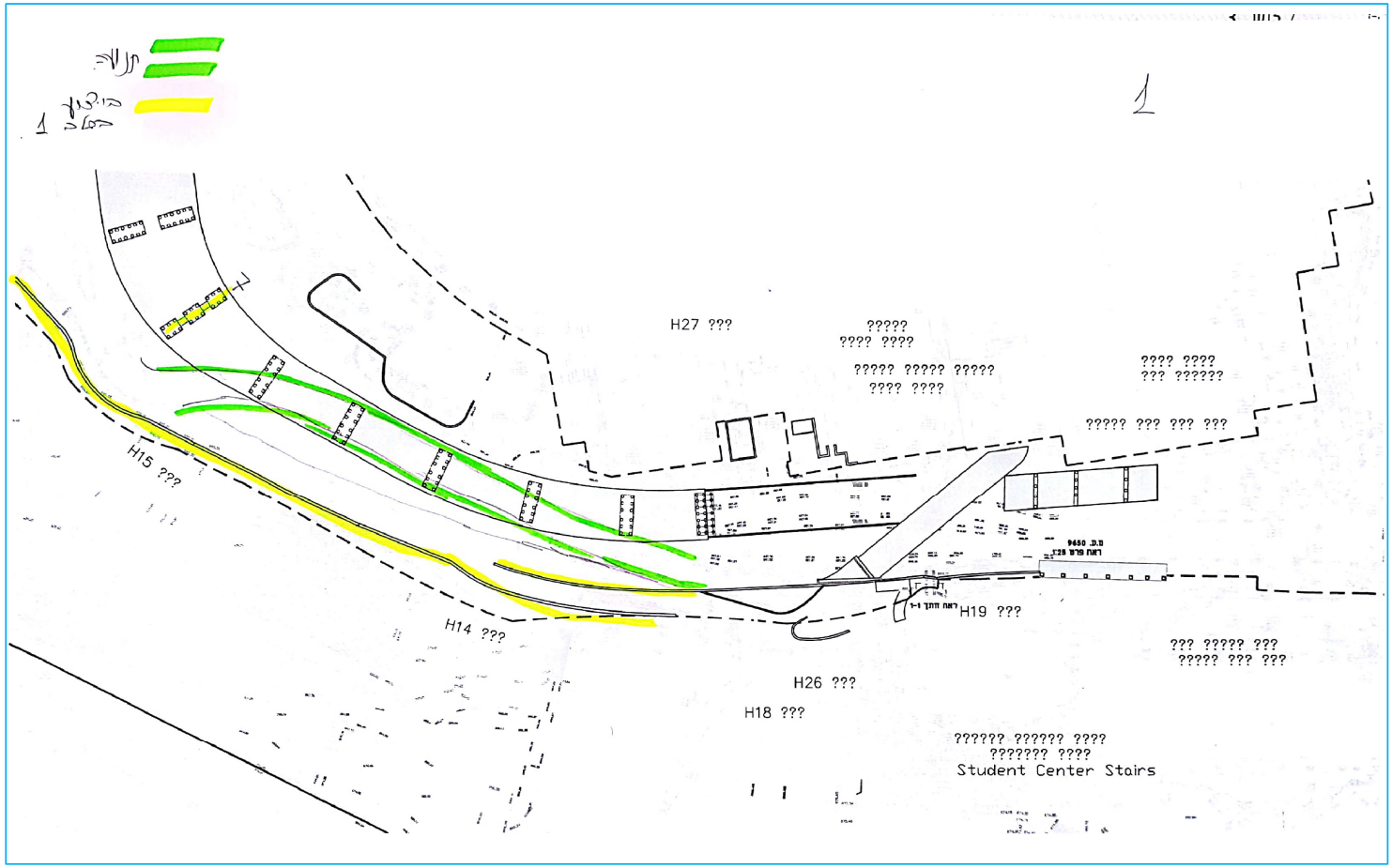

The traffic

Implementation in this stage

02/19/2018

©Tal Levanon, Tal Levanon – HCP Ltd

First Update – Month #05

3.1. HCP Critical Path Analysis Overview

Key Schedule and Analysis Dates

Earliest start date in schedule:	January 14, 2018
Scheduled project end date:	September 13, 2021
Date range analyzed:	May 27, 2018 - September 13, 2021
Effective date of analysis:	May 27, 2018

Note: As indicated above, this HCP analysis was performed as of May 27, 2018 and not from the earliest start date in the schedule, i.e. all data earlier than this date was ignored.

Note: For the purposes of reporting on progress-related issues, the effective date of analysis applied was May 27, 2018 and not today's date.

Task and Link Counts within Date Range

Number of tasks in schedule:	968
Number of links in schedule:	1287

Critical and Hidden critical HCP Paths with 10% DS Found in the Schedule

Total HCP paths identified:	26724
Redundant paths ignored:	18104
Unique paths analyzed:	8620

Note: More than **50000** paths were identified within DS of 20% from the project range analyzed.

Analysis of the entire project from the time of the analysis to the end

The amount of activities to do and the connections between the activities

10% of the remaining project duration= 3.9 months.

The amount of processes that need to be managed within 3.9 months !

The amount of processes in project with interval within 7.8 months

©Tal Levanon, Tal Levanon – HCP Ltd

20%: number of paths > 50,000

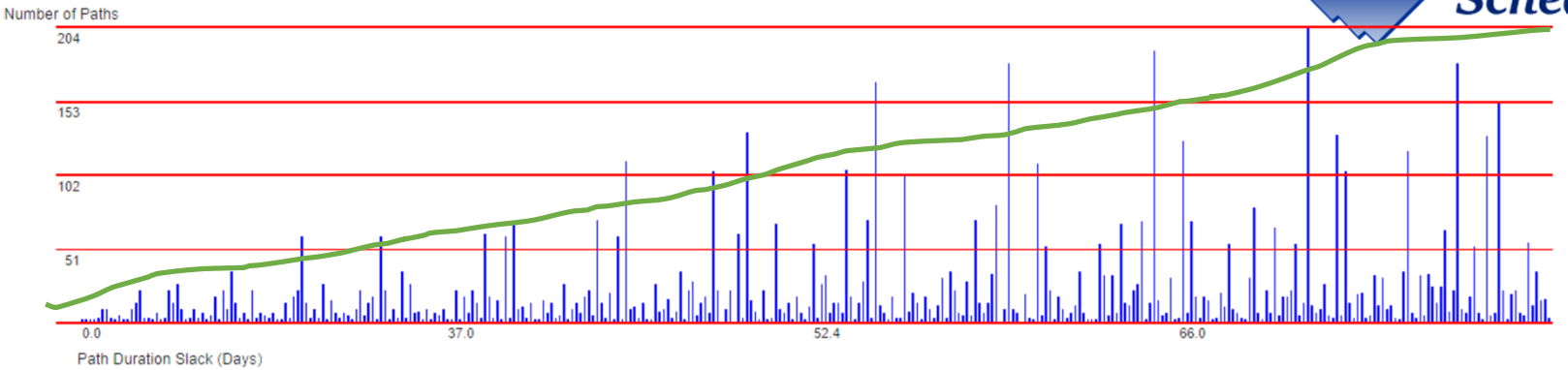

		1 Very Low	2 Low	3	4 Med	5	6 High	7 Very High
Overall	Overall expectation of project success				♦			
On Time	Expectation that the project will be completed on time						♦	
On Scope	Expectation that the project will be completed per scope				♦			
On Budget	Expectation that the project will be completed on budget		♦					

Basic | **Month # 05** | Month # 06 | Month # 07 | Month # 08 | Month # 09 | Month # 10 | Month # 11 | Month # 12 | Month # 13 | Month # 14 | Month # 15 | Month # 16 | Month # 17 | Month # 18 | Month # 19 | Month # 20 | Month # 21 | Month # 22 | Month # 23 | Month # 24 | Month # 25 | Month # 26 | Month # 27 | Month # 28 | Month # 29 | Month # 30 | Month # 31 | Month # 32 | Month # 33 | Month # 34 | Month # 35 | Month # 36

©Tal Levanon, Tal Levanon – HCP Ltd

20%: number of paths > 50,000

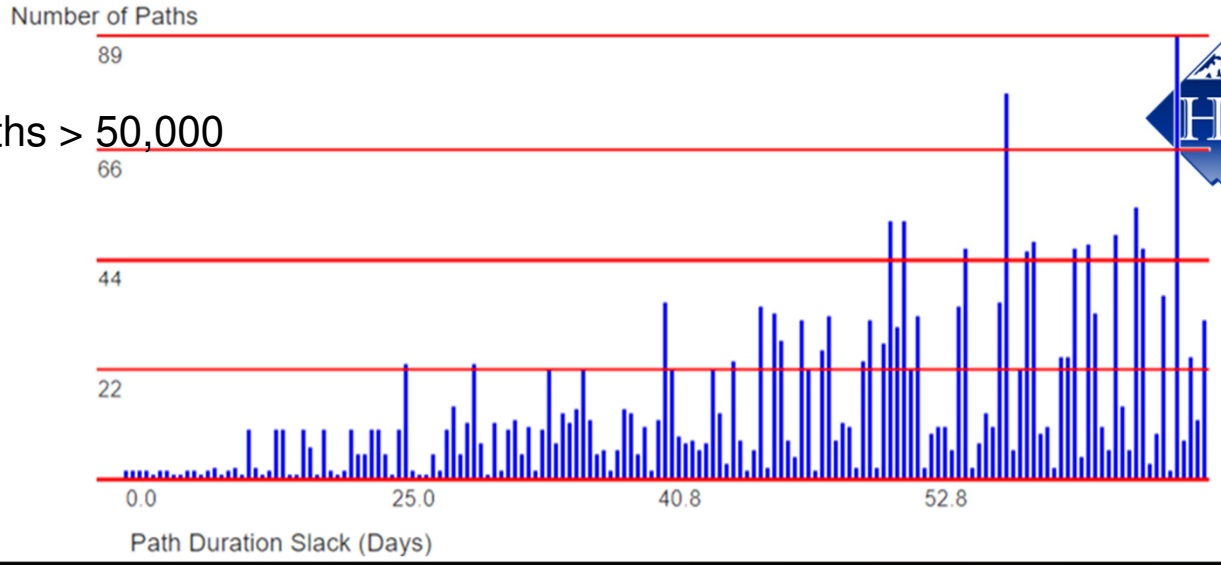

		1 Very Low	2 Low	3	4 Med	5	6 High	7 Very High
Overall	Overall expectation of project success				♦			
On Time	Expectation that the project will be completed on time						♦	
On Scope	Expectation that the project will be completed per scope				♦			
On Budget	Expectation that the project will be completed on budget		♦					

Basic | Month # 05 | **Month # 06** | Month # 07 | Month # 08 | Month # 09 | Month # 10 | Month # 11 | Month # 12 | Month # 13 | Month # 14 | Month # 15 | Month # 16 | Month # 17 | Month # 18 | Month # 19 | Month # 20 | Month # 21 | Month # 22 | Month # 23 | Month # 24 | Month # 25 | Month # 26 | Month # 27 | Month # 28 | Month # 29 | Month # 30 | Month # 31 | Month # 32 | Month # 33 | Month # 34 | Month # 35 | Month # 36

©Tal Levanon, Tal Levanon – HCP Ltd

20%: number of paths > 50,000

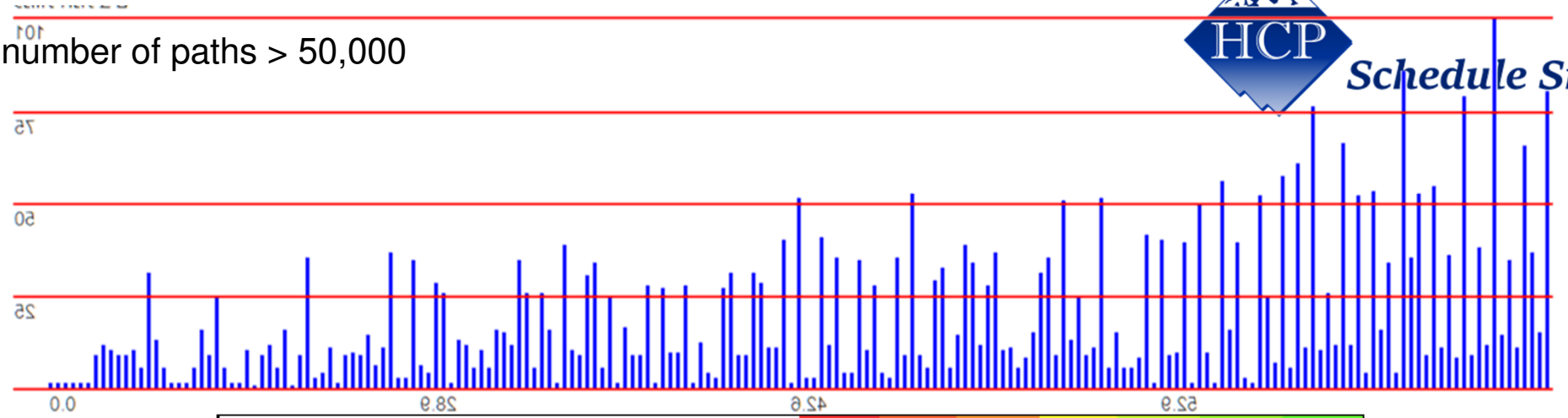

		1 Very Low	2 Low	3	4 Med	5	6 High	7 Very High
Overall	Overall expectation of project success				♦			
On Time	Expectation that the project will be completed on time						♦	
On Scope	Expectation that the project will be completed per scope				♦			
On Budget	Expectation that the project will be completed on budget		♦					

Basic | Month # 05 | Month # 06 | **Month # 07** | Month # 08 | Month # 09 | Month # 10 | Month # 11 | Month # 12 | Month # 13 | Month # 14 | Month # 15 | Month # 16 | Month # 17 | Month # 18 | Month # 19 | Month # 20 | Month # 21 | Month # 22 | Month # 23 | Month # 24 | Month # 25 | Month # 26 | Month # 27 | Month # 28 | Month # 29 | Month # 30 | Month # 31 | Month # 32 | Month # 33 | Month # 34 | Month # 35 | Month # 36

©Tal Levanon, Tal Levanon – HCP Ltd

20%: number of paths > 50,000

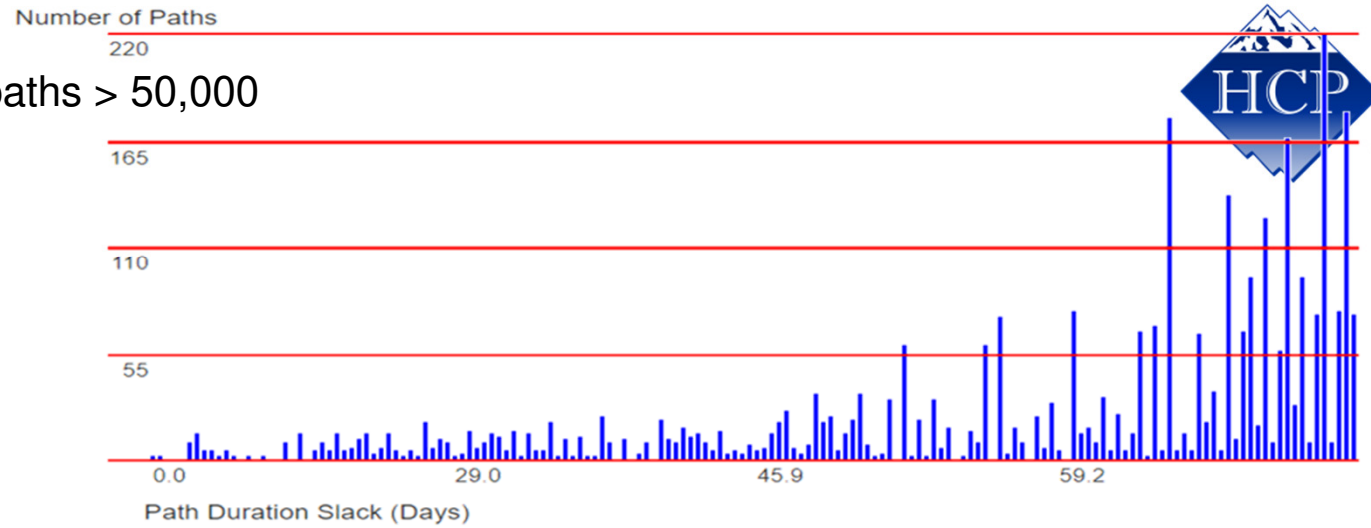

		1 Very Low	2 Low	3	4 Med	5	6 High	7 Very High
Overall	Overall expectation of project success				♦			
On Time	Expectation that the project will be completed on time						♦	
On Scope	Expectation that the project will be completed per scope				♦			
On Budget	Expectation that the project will be completed on budget		♦					

Basic | Month # 05 | Month # 06 | Month # 07 | **Month # 08** | Month # 09 | Month # 10 | Month # 11 | Month # 12 | Month # 13 | Month # 14 | Month # 15 | Month # 16 | Month # 17 | Month # 18 | Month # 19 | Month # 20 | Month # 21 | Month # 22 | Month # 23 | Month # 24 | Month # 25 | Month # 26 | Month # 27 | Month # 28 | Month # 29 | Month # 30 | Month # 31 | Month # 32 | Month # 33 | Month # 34 | Month # 35 | Month # 36

©Tal Levanon, Tal Levanon – HCP Ltd

10%: Number of paths> 50,000

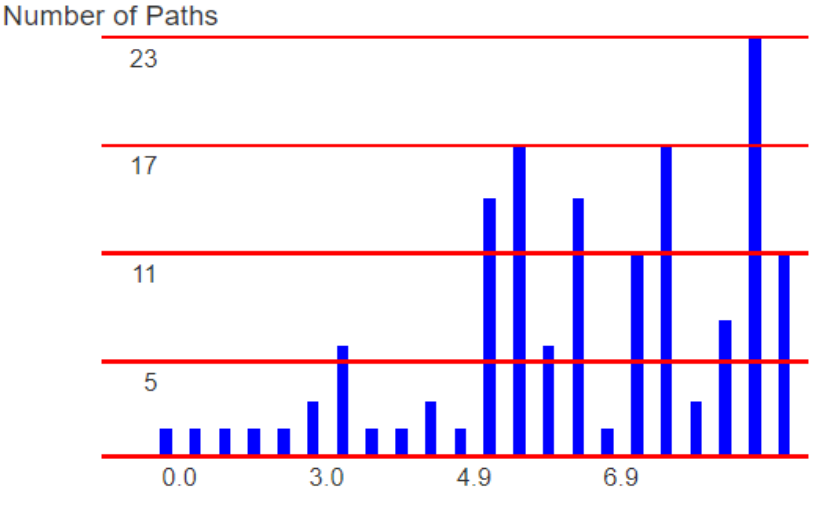

		1 Very Low	2 Low	3	4 Med	5	6 High	7 Very High
Overall	Overall expectation of project success		♦					
On Time	Expectation that the project will be completed on time			♦				
On Scope	Expectation that the project will be completed per scope		♦					
On Budget	Expectation that the project will be completed on budget	♦						

Basic | Month # 05 | Month # 06 | Month # 07 | Month # 08 | **Month # 09** | Month # 10 | Month # 11 | Month # 12 | Month # 13 | Month # 14 | Month # 15 | Month # 16 | Month # 17 | Month # 18 | Month # 19 | Month # 20 | Month # 21 | Month # 22 | Month # 23 | Month # 24 | Month # 25 | Month # 26 | Month # 27 | Month # 28 | Month # 29 | Month # 30 | Month # 31 | Month # 32 | Month # 33 | Month # 34 | Month # 35 | Month # 36

©Tal Levanon, Tal Levanon – HCP Ltd

What is going on the site? (Phase 2A – traffic transfer)

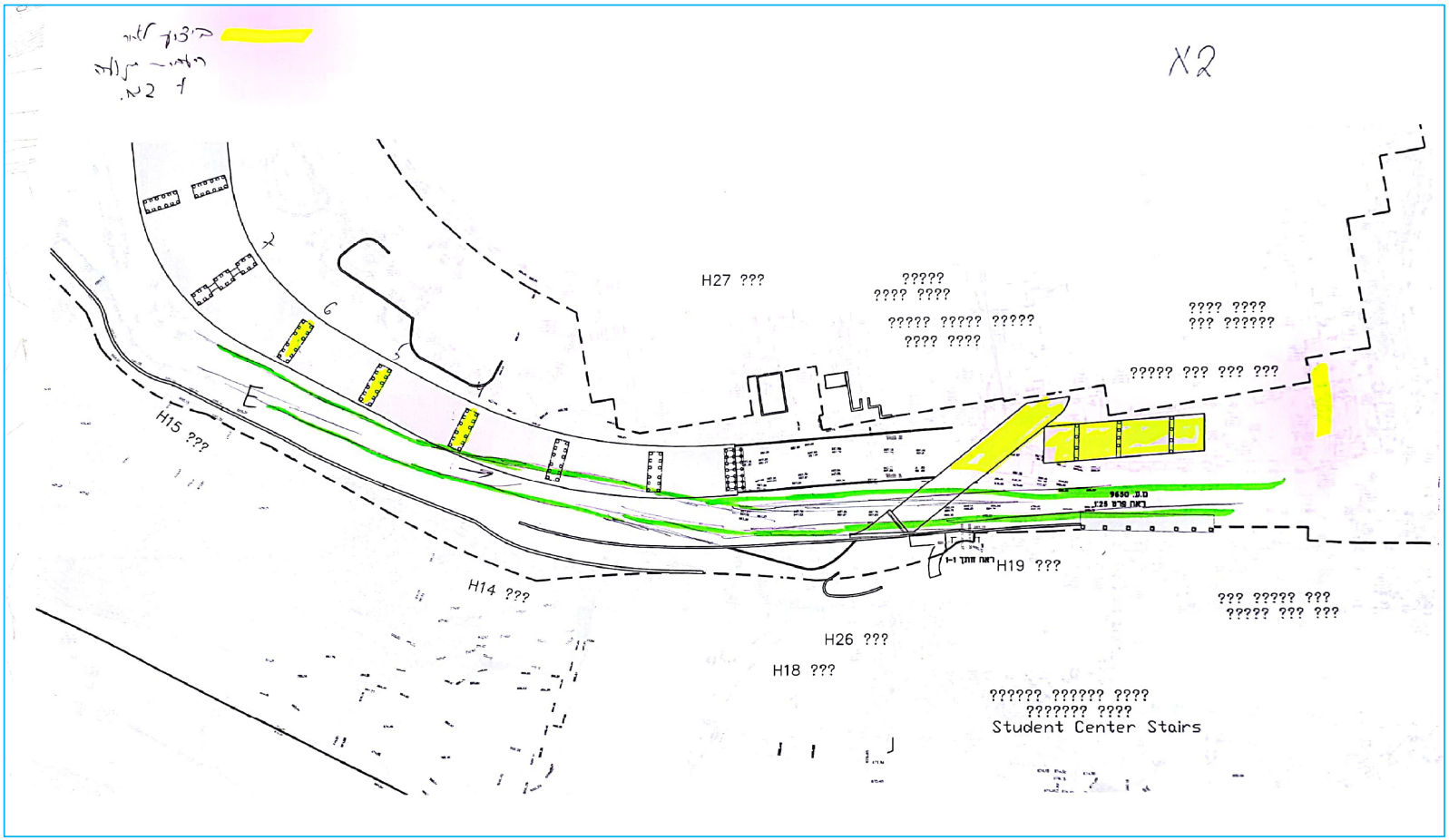

The traffic

Implementation in this stage

10/28/2018

©Tal Levanon, Tal Levanon – HCP Ltd

10%: Number of paths> 50,000

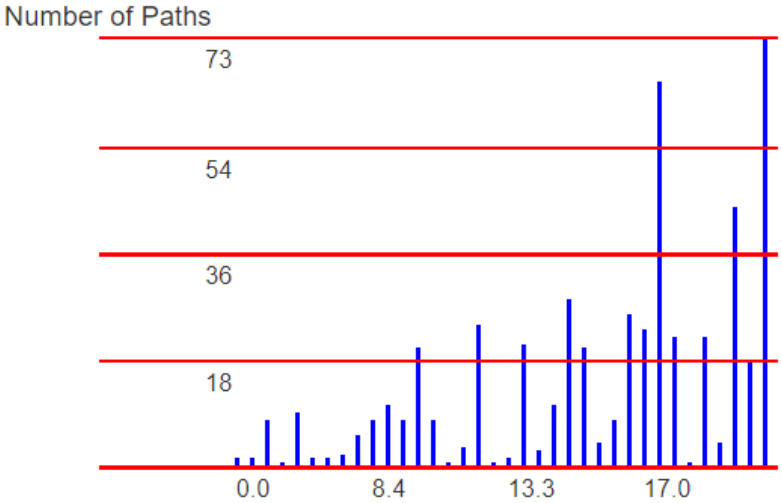

Path Duration Slack (Days)

		1 Very Low	2 Low	3	4 Med	5	6 High	7 Very High
Overall	Overall expectation of project success		◆					
On Time	Expectation that the project will be completed on time			◆				
On Scope	Expectation that the project will be completed per scope		◆					
On Budget	Expectation that the project will be completed on budget	◆						

Basic | Month # 05 | Month # 06 | Month # 07 | Month # 08 | Month # 09 | **Month # 10** | Month # 11 | Month # 12 | Month # 13 | Month # 14 | Month # 15 | Month # 16 | Month # 17 | Month # 18 | Month # 19 | Month # 20 | Month # 21 | Month # 22 | Month # 23 | Month # 24 | Month # 25 | Month # 26 | Month # 27 | Month # 28 | Month # 29 | Month # 30 | Month # 31 | Month # 32 | Month # 33 | Month # 34 | Month # 35 | Month # 36

©Tal Levanon, Tal Levanon – HCP Ltd

20%: number of paths > 50,000

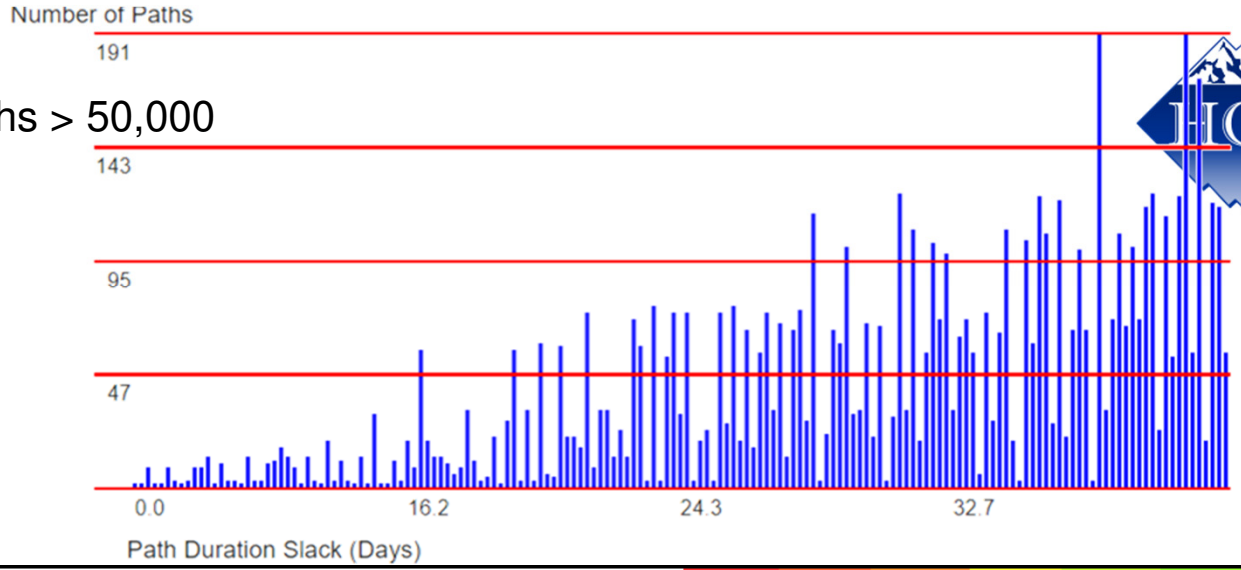

		1 Very Low	2 Low	3	4 Med	5	6 High	7 Very High
Overall	Overall expectation of project success				♦			
On Time	Expectation that the project will be completed on time						♦	
On Scope	Expectation that the project will be completed per scope				♦			
On Budget	Expectation that the project will be completed on budget		♦					

Basic | Month # 05 | Month # 06 | Month # 07 | Month # 08 | Month # 09 | Month # 10 | **Month # 11** | Month # 12 | Month # 13 | Month # 14 | Month # 15 | Month # 16 | Month # 17 | Month # 18 | Month # 19 | Month # 20 | Month # 21 | Month # 22 | Month # 23 | Month # 24 | Month # 25 | Month # 26 | Month # 27 | Month # 28 | Month # 29 | Month # 30 | Month # 31 | Month # 32 | Month # 33 | Month # 34 | Month # 35 | Month # 36

©Tal Levanon, Tal Levanon – HCP Ltd

10%: Number of paths> 50,000

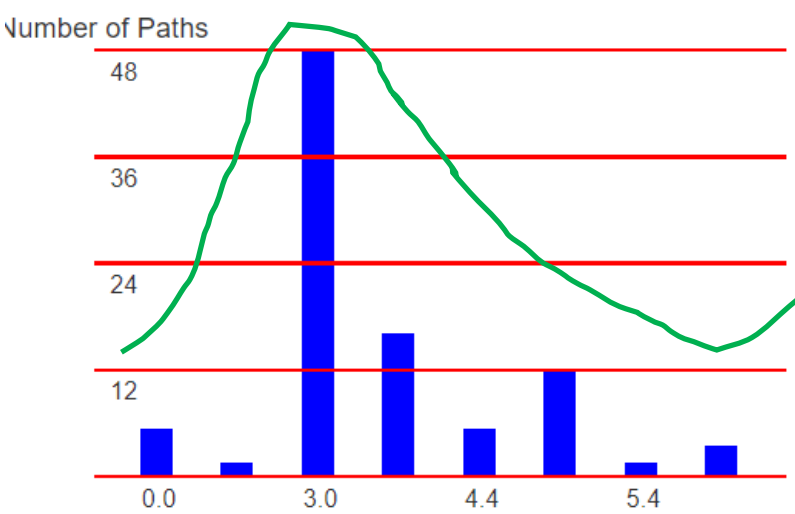

HCP Schedule Smart

		1 Very Low	2 Low	3	4 Med	5	6 High	7 Very High
Overall	Overall expectation of project success		♦					
On Time	Expectation that the project will be completed on time			♦				
On Scope	Expectation that the project will be completed per scope		♦					
On Budget	Expectation that the project will be completed on budget	♦						

Basic | Month # 05 | Month # 06 | Month # 07 | Month # 08 | Month # 09 | Month # 10 | Month # 11 | **Month # 12** | Month # 13 | Month # 14 | Month # 15 | Month # 16 | Month # 17 | Month # 18 | Month # 19 | Month # 20 | Month # 21 | Month # 22 | Month # 23 | Month # 24 | Month # 25 | Month # 26 | Month # 27 | Month # 28 | Month # 29 | Month # 30 | Month # 31 | Month # 32 | Month # 33 | Month # 34 | Month # 35 | Month # 36

©Tal Levanon, Tal Levanon – HCP Ltd

10%: Number of paths> 50,000

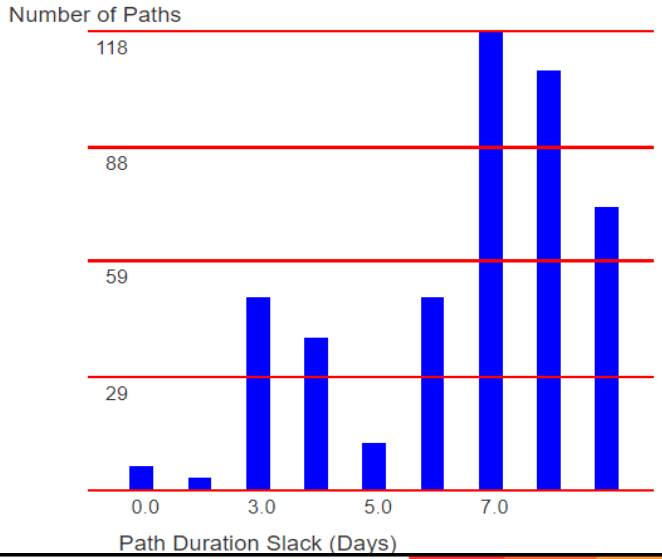

		1 Very Low	2 Low	3	4 Med	5	6 High	7 Very High
Overall	Overall expectation of project success		♦					
On Time	Expectation that the project will be completed on time			♦				
On Scope	Expectation that the project will be completed per scope		♦					
On Budget	Expectation that the project will be completed on budget	♦						

Basic | Month # 05 | Month # 06 | Month # 07 | Month # 08 | Month # 09 | Month # 10 | Month # 11 | Month # 12 | **Month # 13** | Month # 14 | Month # 15 | Month # 16 | Month # 17 | Month # 18 | Month # 19 | Month # 20 | Month # 21 | Month # 22 | Month # 23 | Month # 24 | Month # 25 | Month # 26 | Month # 27 | Month # 28 | Month # 29 | Month # 30 | Month # 31 | Month # 32 | Month # 33 | Month # 34 | Month # 35 | Month # 36

©Tal Levanon, Tal Levanon – HCP Ltd

20%: number of paths > 50,000

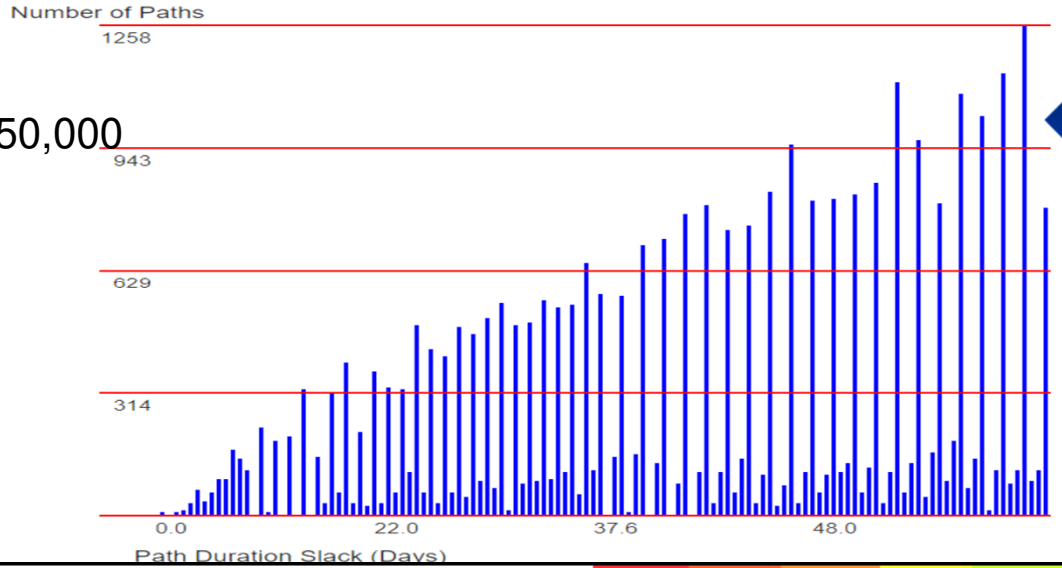

		1 Very Low	2 Low	3	4 Med	5	6 High	7 Very High
Overall	Overall expectation of project success				♦			
On Time	Expectation that the project will be completed on time						♦	
On Scope	Expectation that the project will be completed per scope				♦			
On Budget	Expectation that the project will be completed on budget		♦					

Basic | Month # 05 | Month # 06 | Month # 07 | Month # 08 | Month # 09 | Month # 10 | Month # 11 | Month # 12 | Month # 13 | **Month # 14** | Month # 15 | Month # 16 | Month # 17 | Month # 18 | Month # 19 | Month # 20 | Month # 21 | Month # 22 | Month # 23 | Month # 24 | Month # 25 | Month # 26 | Month # 27 | Month # 28 | Month # 29 | Month # 30 | Month # 31 | Month # 32 | Month # 33 | Month # 34 | Month # 35 | Month # 36

©Tal Levanon, Tal Levanon – HCP Ltd

20%: number of paths > 50,000

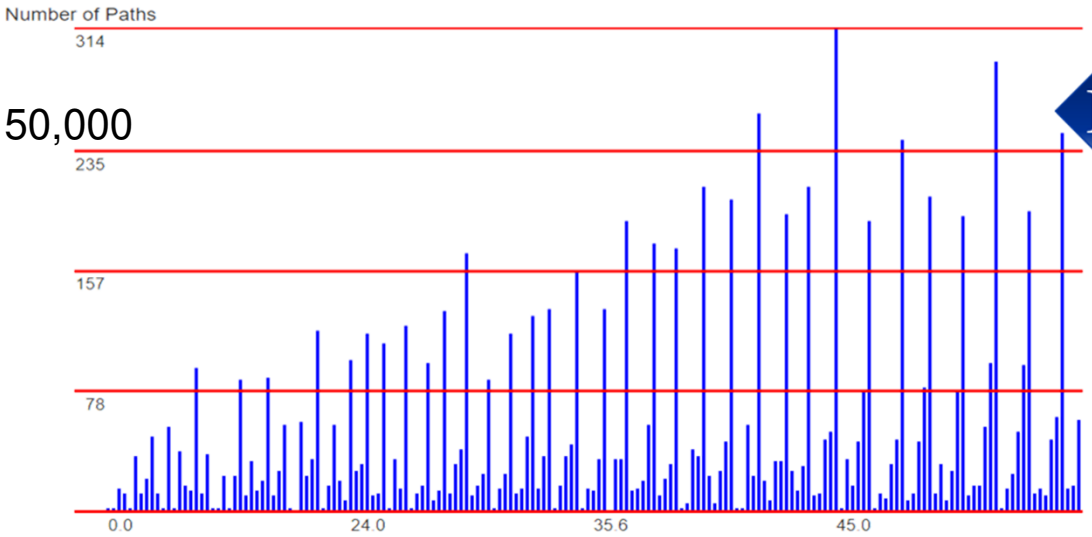

		1 Very Low	2 Low	3	4 Med	5	6 High	7 Very High
Overall	Overall expectation of project success				♦			
On Time	Expectation that the project will be completed on time						♦	
On Scope	Expectation that the project will be completed per scope				♦			
On Budget	Expectation that the project will be completed on budget		♦					

Basic | Month # 05 | Month # 06 | Month # 07 | Month # 08 | Month # 09 | Month # 10 | Month # 11 | Month # 12 | Month # 13 | Month # 14 | **Month # 15** | Month # 16 | Month # 17 | Month # 18 | Month # 19 | Month # 20 | Month # 21 | Month # 22 | Month # 23 | Month # 24 | Month # 25 | Month # 26 | Month # 27 | Month # 28 | Month # 29 | Month # 30 | Month # 31 | Month # 32 | Month # 33 | Month # 34 | Month # 35 | Month # 36

©Tal Levanon, Tal Levanon – HCP Ltd

What is going on the site? (Phase 2B – traffic transfer)

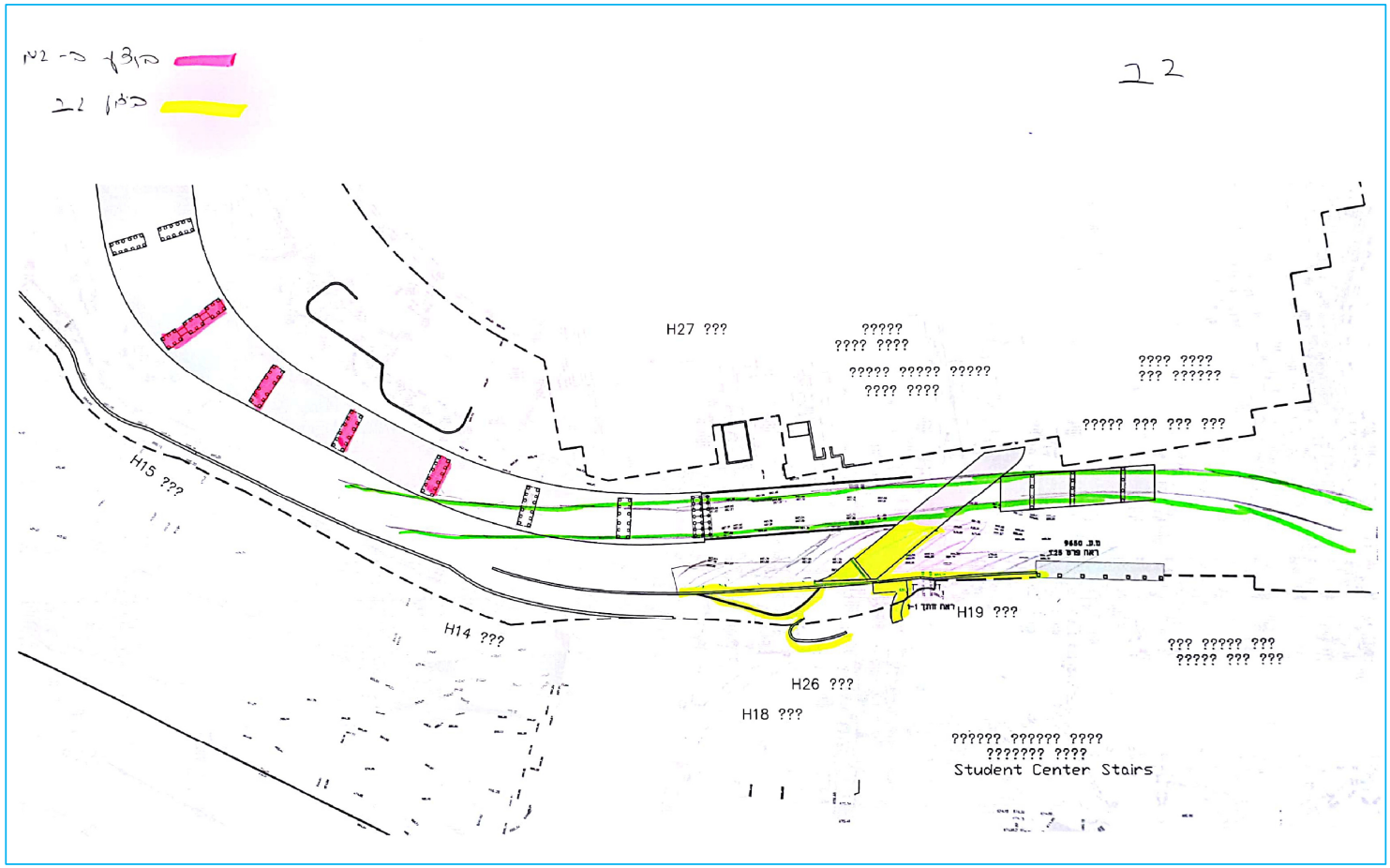

The traffic

Implementation in this stage

04/16/2019

©Tal Levanon, Tal Levanon – HCP Ltd

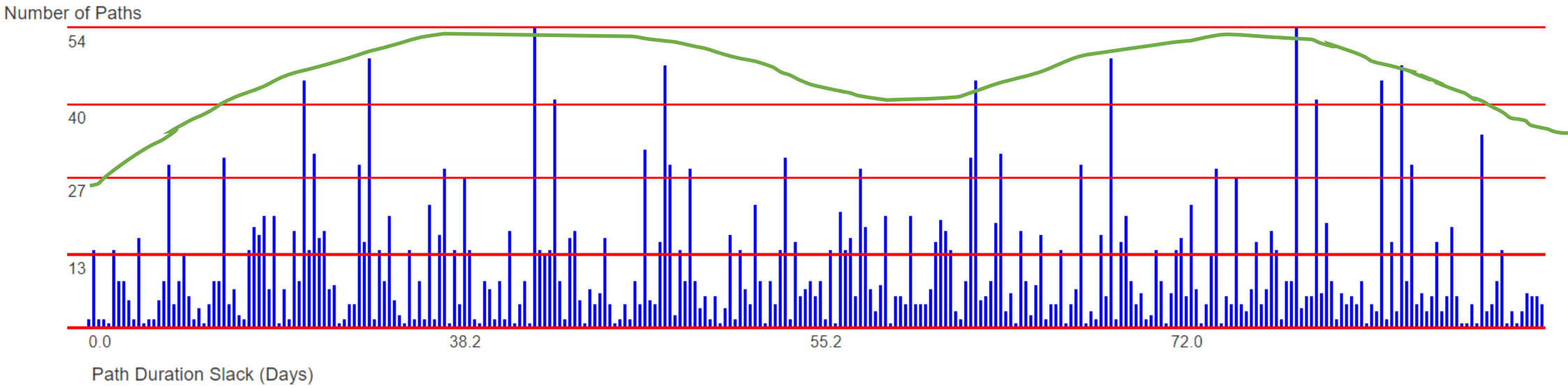

		1 Very Low	2 Low	3	4 Med	5	6 High	7 Very High
Overall	Overall expectation of project success					♦		
On Time	Expectation that the project will be completed on time							♦
On Scope	Expectation that the project will be completed per scope					♦		
On Budget	Expectation that the project will be completed on budget			♦				

Basic | Month # 05 | Month # 06 | Month # 07 | Month # 08 | Month # 09 | Month # 10 | Month # 11 | Month # 12 | Month # 13 | Month # 14 | Month # 15 | **Month # 16** | Month # 17 | Month # 18 | Month # 19 | Month # 20 | Month # 21 | Month # 22 | Month # 23 | Month # 24 | Month # 25 | Month # 26 | Month # 27 | Month # 28 | Month # 29 | Month # 30 | Month # 31 | Month # 32 | Month # 33 | Month # 34 | Month # 35 | Month # 36

©Tal Levanon, Tal Levanon – HCP Ltd

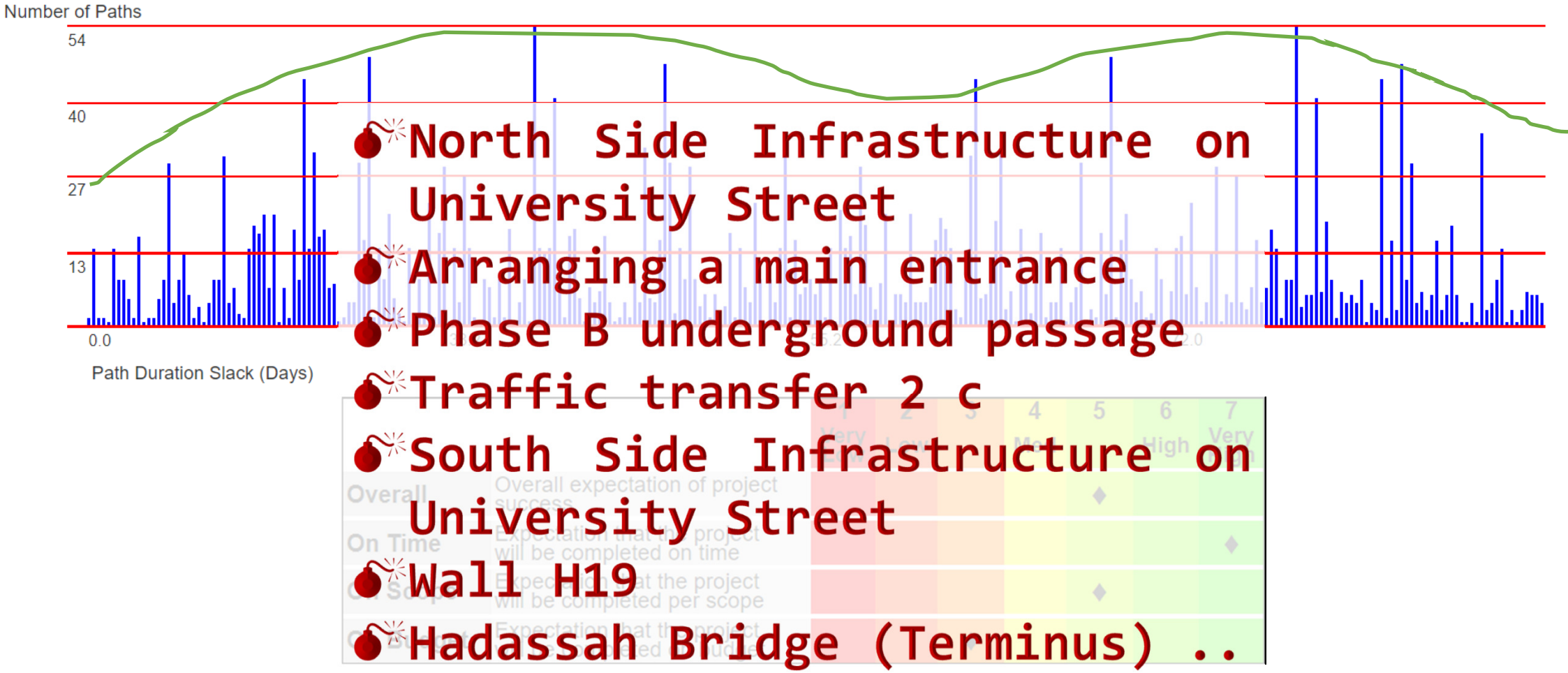

- North Side Infrastructure on University Street
- Arranging a main entrance
- Phase B underground passage
- Traffic transfer 2 c
- South Side Infrastructure on University Street
- Wall H19
- Hadassah Bridge (Terminus) ..

Basic | Month # 05 | Month # 06 | Month # 07 | Month # 08 | Month # 09 | Month # 10 | Month # 11 | Month # 12 | Month # 13 | Month # 14 | Month # 15 | **Month # 16** | Month # 17 | Month # 18 | Month # 19 | Month # 20 | Month # 21 | Month # 22 | Month # 23 | Month # 24 | Month # 25 | Month # 26 | Month # 27 | Month # 28 | Month # 29 | Month # 30 | Month # 31 | Month # 32 | Month # 33 | Month # 34 | Month # 35 | Month # 36

©Tal Levanon, Tal Levanon – HCP Ltd

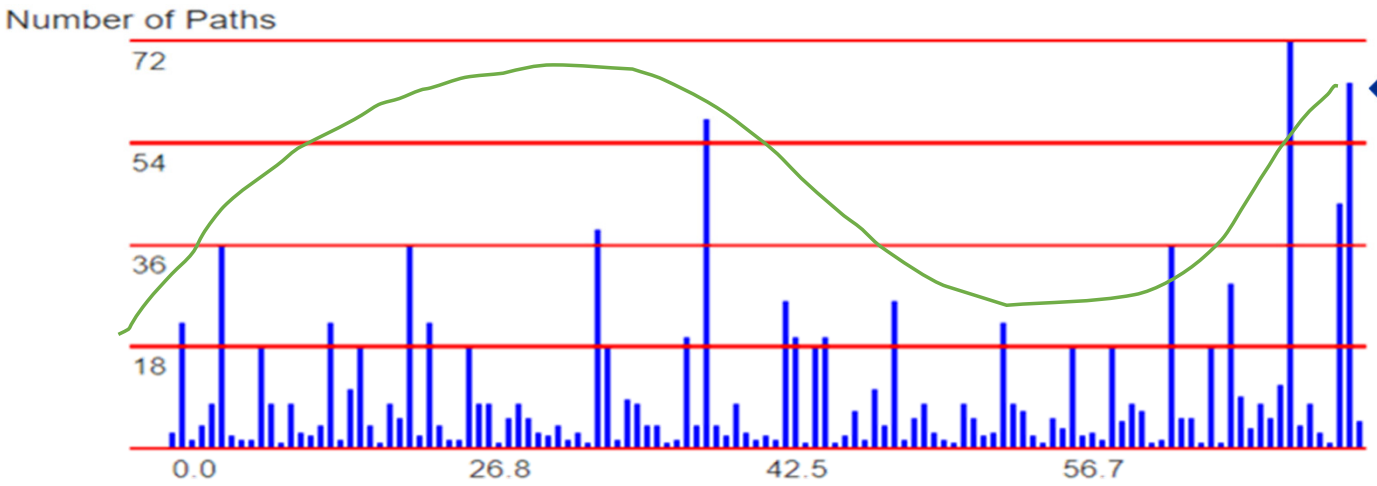

Schedule Smart

Path Duration Slack (Days)

		1 Very Low	2 Low	3	4 Med	5	6 High	7 Very High
Overall	Overall expectation of project success					♦		
On Time	Expectation that the project will be completed on time					♦		
On Scope	Expectation that the project will be completed per scope					♦		
On Budget	Expectation that the project will be completed on budget				♦			

Basic | Month # 05 | Month # 06 | Month # 07 | Month # 08 | Month # 09 | Month # 10 | Month # 11 | Month # 12 | Month # 13 | Month # 14 | Month # 15 | Month # 16 | **Month # 17** | Month # 18 | Month # 19 | Month # 20 | Month # 21 | Month # 22 | Month # 23 | Month # 24 | Month # 25 | Month # 26 | Month # 27 | Month # 28 | Month # 29 | Month # 30 | Month # 31 | Month # 32 | Month # 33 | Month # 34 | Month # 35 | Month # 36

©Tal Levanon, Tal Levanon – HCP Ltd

20%: number of paths > 50,000

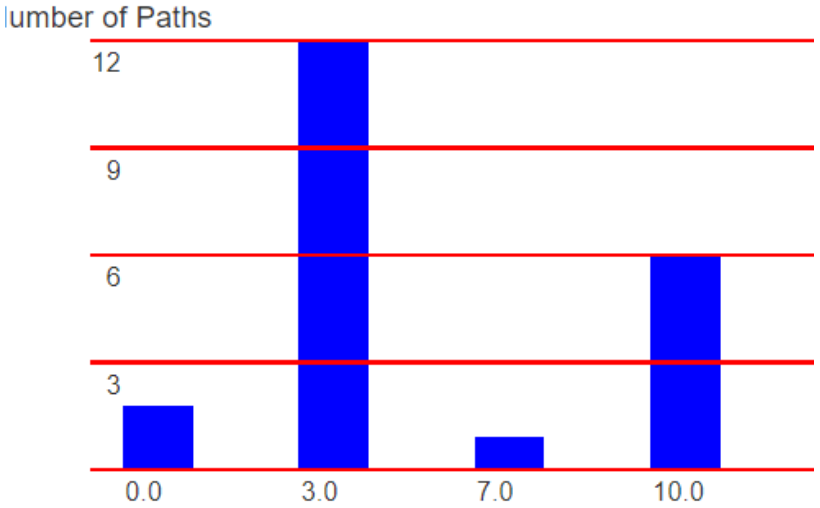

		1 Very Low	2 Low	3	4 Med	5	6 High	7 Very High
Overall	Overall expectation of project success			♦				
On Time	Expectation that the project will be completed on time				♦			
On Scope	Expectation that the project will be completed per scope			♦				
On Budget	Expectation that the project will be completed on budget	♦						

Basic | Month # 05 | Month # 06 | Month # 07 | Month # 08 | Month # 09 | Month # 10 | Month # 11 | Month # 12 | Month # 13 | Month # 14 | Month # 15 | Month # 16 | Month # 17 | **Month # 18** | Month # 19 | Month # 20 | Month # 21 | Month # 22 | Month # 23 | Month # 24 | Month # 25 | Month # 26 | Month # 27 | Month # 28 | Month # 29 | Month # 30 | Month # 31 | Month # 32 | Month # 33 | Month # 34 | Month # 35 | Month # 36

©Tal Levanon, Tal Levanon – HCP Ltd

20%: number of paths > 50,000

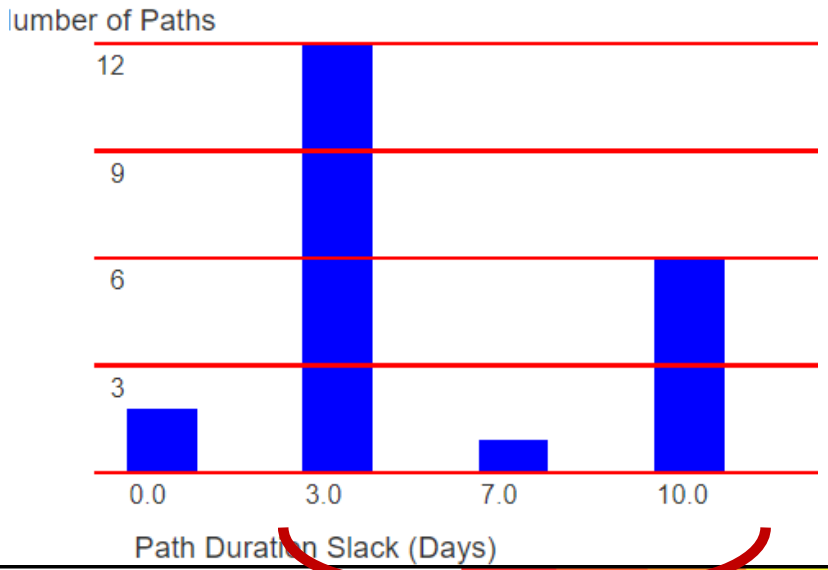

- Pipelines – 6” and not 4”
- Wall H16
- Pile drilling at Hadassah Bridge (Terminus)

Basic
Month # 05
Month # 06
Month # 07
Month # 08
Month # 09
Month # 10
Month # 11
Month # 12
Month # 13
Month # 14
Month # 15
Month # 16
Month # 17
Month # 18
Month # 19
Month # 20
Month # 21
Month # 22
Month # 23
Month # 24
Month # 25
Month # 26
Month # 27
Month # 28
Month # 29
Month # 30
Month # 31
Month # 32
Month # 33
Month # 34
Month # 35
Month # 36

©Tal Levanon, Tal Levanon – HCP Ltd

20%: number of paths > 50,000

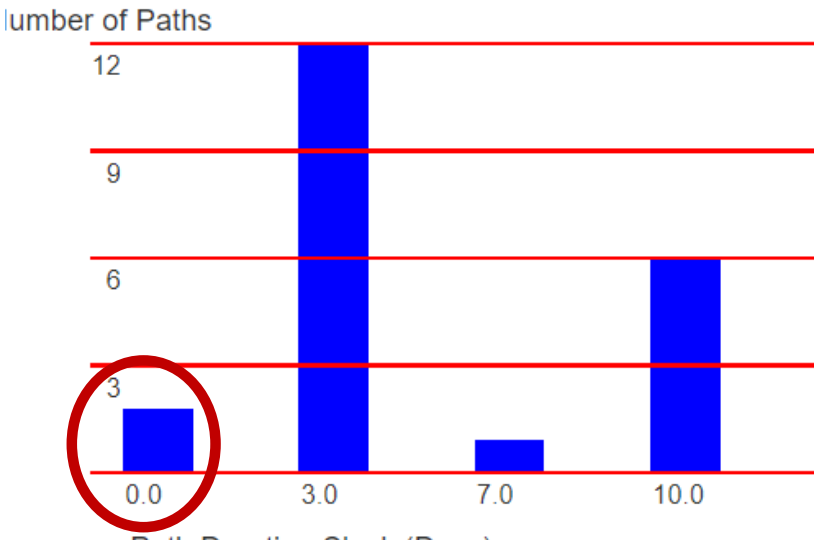

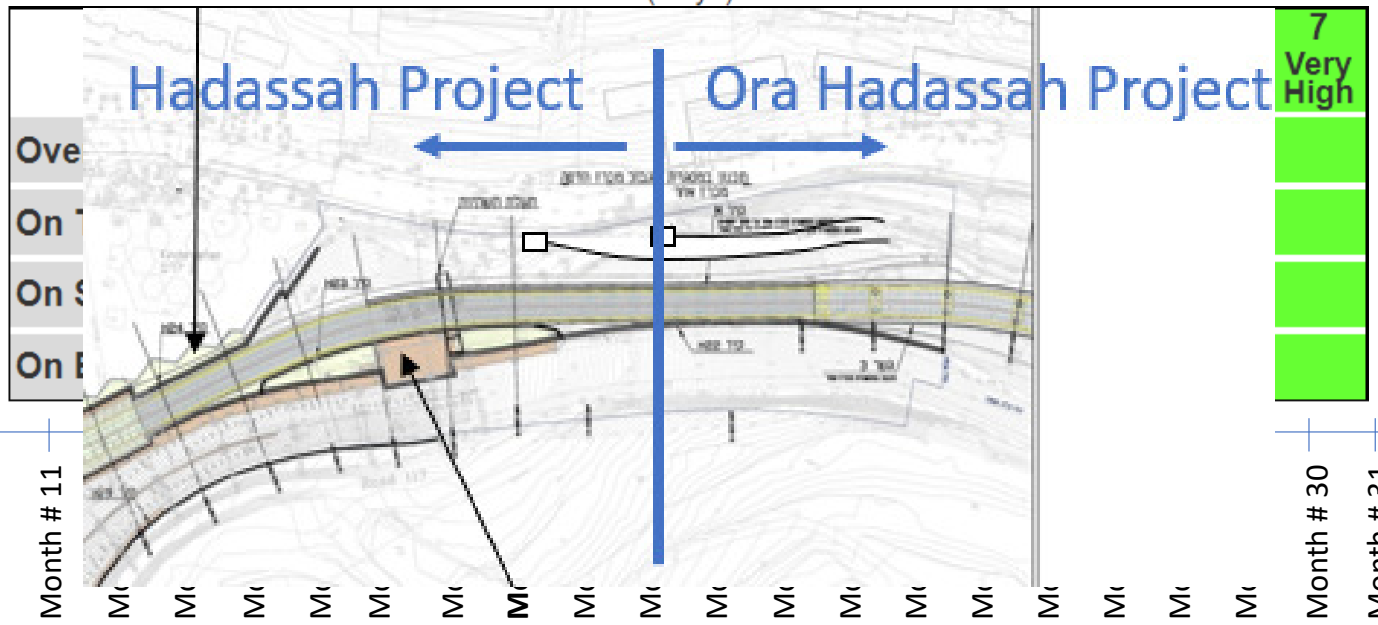

©Tal Levanon, Tal Levanon – HCP Ltd

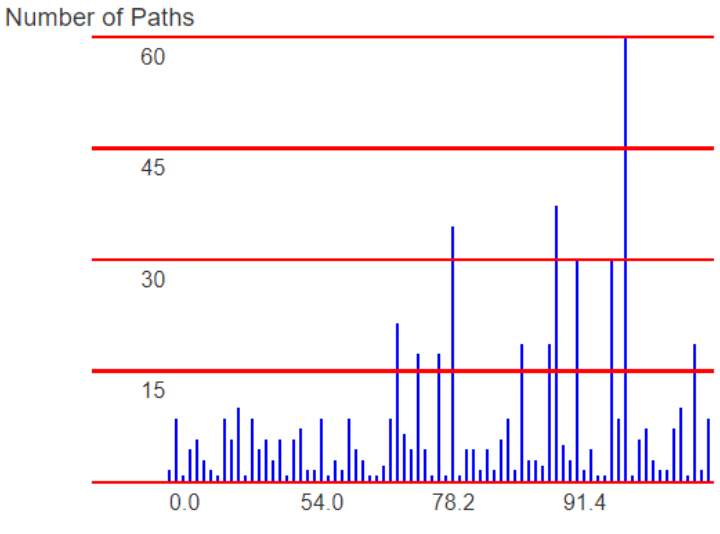

		1 Very Low	2 Low	3	4 Med	5	6 High	7 Very High
Overall	Overall expectation of project success					♦		
On Time	Expectation that the project will be completed on time						♦	
On Scope	Expectation that the project will be completed per scope						♦	
On Budget	Expectation that the project will be completed on budget				♦			

Basic | Month # 05 | Month # 06 | Month # 07 | Month # 08 | Month # 09 | Month # 10 | Month # 11 | Month # 12 | Month # 13 | Month # 14 | Month # 15 | Month # 16 | Month # 17 | Month # 18 | **Month # 19** | Month # 20 | Month # 21 | Month # 22 | Month # 23 | Month # 24 | Month # 25 | Month # 26 | Month # 27 | Month # 28 | Month # 29 | Month # 30 | Month # 31 | Month # 32 | Month # 33 | Month # 34 | Month # 35 | Month # 36

©Tal Levanon, Tal Levanon – HCP Ltd

What is going on the site? (Phase 2C – traffic transfer)

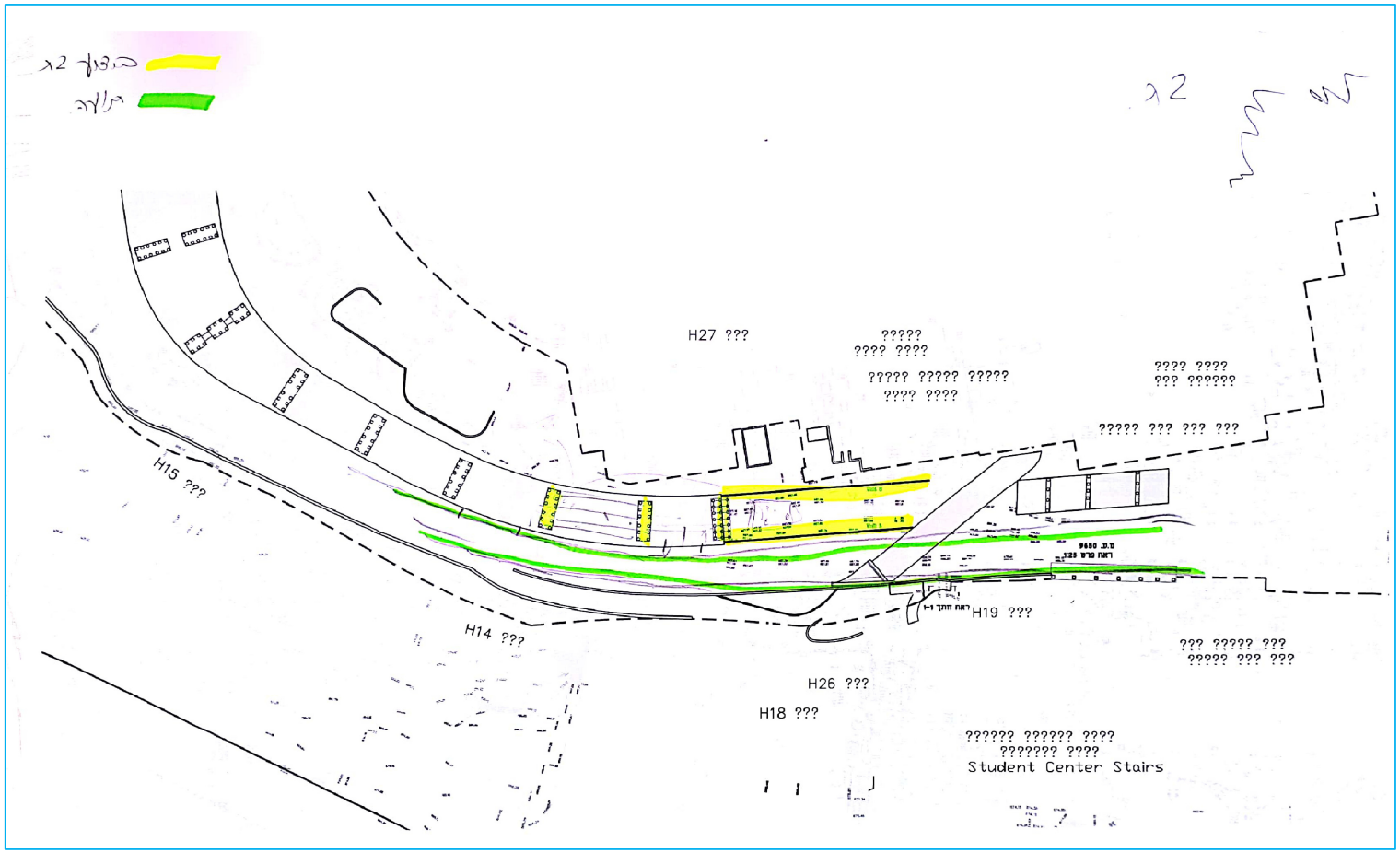

The traffic

Implementation in this stage

08/20/2019

©Tal Levanon, Tal Levanon – HCP Ltd

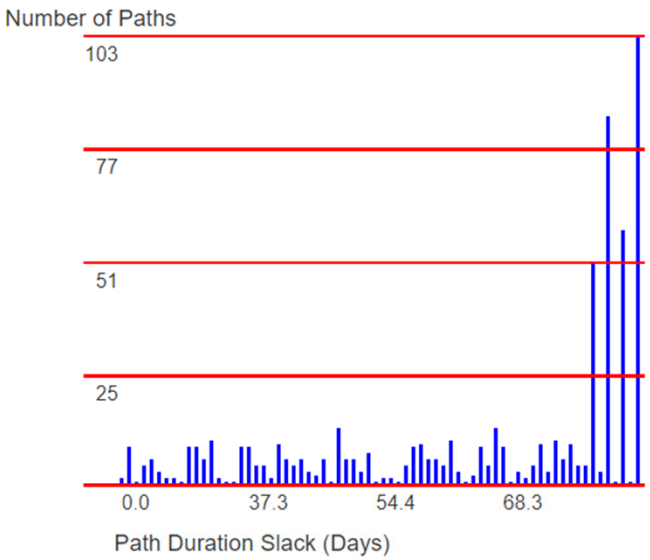

HCP Schedule Smart

		1 Very Low	2 Low	3	4 Med	5	6 High	7 Very High
Overall	Overall expectation of project success					♦		
On Time	Expectation that the project will be completed on time							♦
On Scope	Expectation that the project will be completed per scope					♦		
On Budget	Expectation that the project will be completed on budget			♦				

Basic | Month # 05 | Month # 06 | Month # 07 | Month # 08 | Month # 09 | Month # 10 | Month # 11 | Month # 12 | Month # 13 | Month # 14 | Month # 15 | Month # 16 | Month # 17 | Month # 18 | Month # 19 | **Month # 20** | Month # 21 | Month # 22 | Month # 23 | Month # 24 | Month # 25 | Month # 26 | Month # 27 | Month # 28 | Month # 29 | Month # 30 | Month # 31 | Month # 32 | Month # 33 | Month # 34 | Month # 35 | Month # 36

©Tal Levanon, Tal Levanon – HCP Ltd

20%: number of paths > 50,000

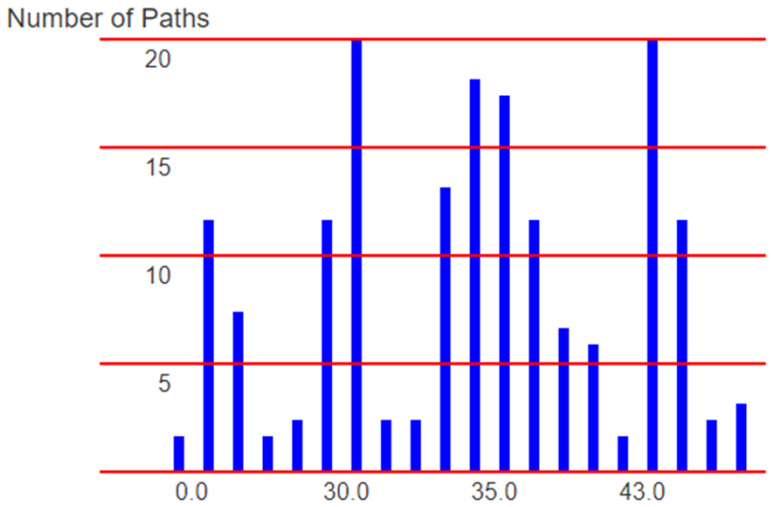

Path Duration Slack (Days)

		1 Very Low	2 Low	3	4 Med	5	6 High	7 Very High
Overall	Overall expectation of project success				♦			
On Time	Expectation that the project will be completed on time						♦	
On Scope	Expectation that the project will be completed per scope				♦			
On Budget	Expectation that the project will be completed on budget		♦					

Basic | Month # 05 | Month # 06 | Month # 07 | Month # 08 | Month # 09 | Month # 10 | Month # 11 | Month # 12 | Month # 13 | Month # 14 | Month # 15 | Month # 16 | Month # 17 | Month # 18 | Month # 19 | Month # 20 | **Month # 21** | Month # 22 | Month # 23 | Month # 24 | Month # 25 | Month # 26 | Month # 27 | Month # 28 | Month # 29 | Month # 30 | Month # 31 | Month # 32 | Month # 33 | Month # 34 | Month # 35 | Month # 36

©Tal Levanon, Tal Levanon – HCP Ltd

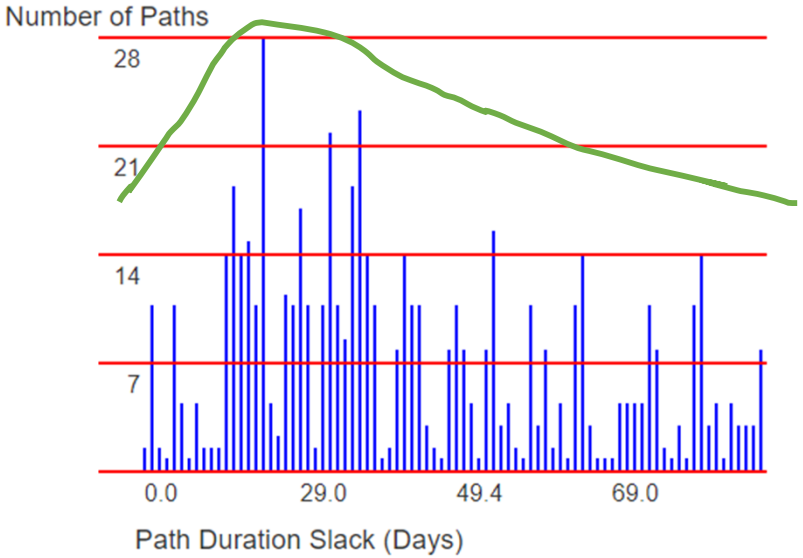

Schedule Smart

		1 Very Low	2 Low	3	4 Med	5	6 High	7 Very High
Overall	Overall expectation of project success					♦		
On Time	Expectation that the project will be completed on time							♦
On Scope	Expectation that the project will be completed per scope					♦		
On Budget	Expectation that the project will be completed on budget			♦				

Basic | Month # 05 | Month # 06 | Month # 07 | Month # 08 | Month # 09 | Month # 10 | Month # 11 | Month # 12 | Month # 13 | Month # 14 | Month # 15 | Month # 16 | Month # 17 | Month # 18 | Month # 19 | Month # 20 | Month # 21 | **Month # 22** | Month # 23 | Month # 24 | Month # 25 | Month # 26 | Month # 27 | Month # 28 | Month # 29 | Month # 30 | Month # 31 | Month # 32 | Month # 33 | Month # 34 | Month # 35 | Month # 36

©Tal Levanon, Tal Levanon – HCP Ltd

10%: Number of paths> 50,000

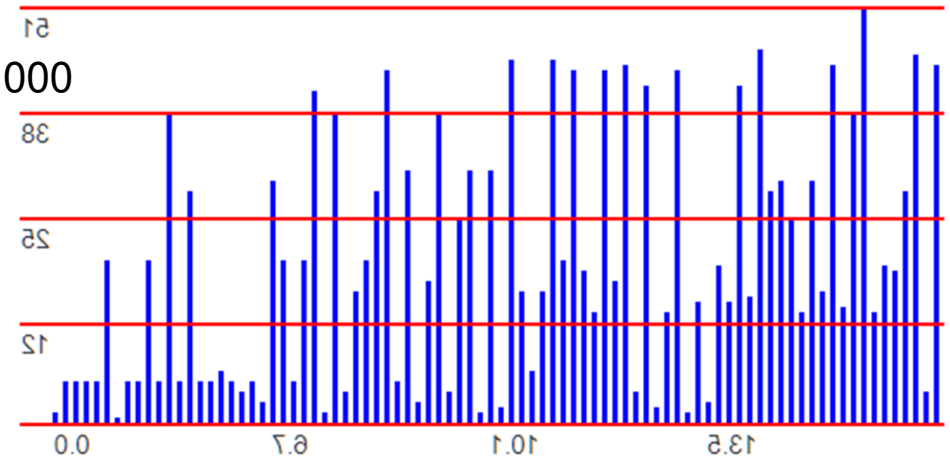

		1 Very Low	2 Low	3	4 Med	5	6 High	7 Very High
Overall	Overall expectation of project success					♦		
On Time	Expectation that the project will be completed on time							♦
On Scope	Expectation that the project will be completed per scope					♦		
On Budget	Expectation that the project will be completed on budget			♦				

Basic | Month # 05 | Month # 06 | Month # 07 | Month # 08 | Month # 09 | Month # 10 | Month # 11 | Month # 12 | Month # 13 | Month # 14 | Month # 15 | Month # 16 | Month # 17 | Month # 18 | Month # 19 | Month # 20 | Month # 21 | Month # 22 | **Month # 23** | Month # 24 | Month # 25 | Month # 26 | Month # 27 | Month # 28 | Month # 29 | Month # 30 | Month # 31 | Month # 32 | Month # 33 | Month # 34 | Month # 35 | Month # 36

©Tal Levanon, Tal Levanon – HCP Ltd

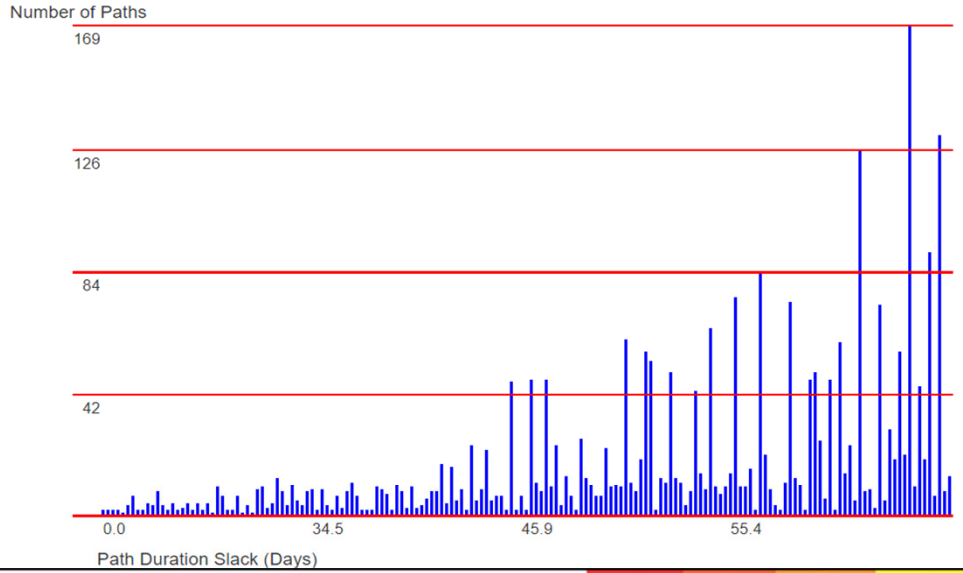

Schedule Smart

		1 Very Low	2 Low	3	4 Med	5	6 High	7 Very High
Overall	Overall expectation of project success					♦		
On Time	Expectation that the project will be completed on time					♦		
On Scope	Expectation that the project will be completed per scope					♦		
On Budget	Expectation that the project will be completed on budget				♦			

Basic | Month # 05 | Month # 06 | Month # 07 | Month # 08 | Month # 09 | Month # 10 | Month # 11 | Month # 12 | Month # 13 | Month # 14 | Month # 15 | Month # 16 | Month # 17 | Month # 18 | Month # 19 | Month # 20 | Month # 21 | Month # 22 | Month # 23 | **Month # 24** | Month # 25 | Month # 26 | Month # 27 | Month # 28 | Month # 29 | Month # 30 | Month # 31 | Month # 32 | Month # 33 | Month # 34 | Month # 35 | Month # 36

©Tal Levanon, Tal Levanon – HCP Ltd

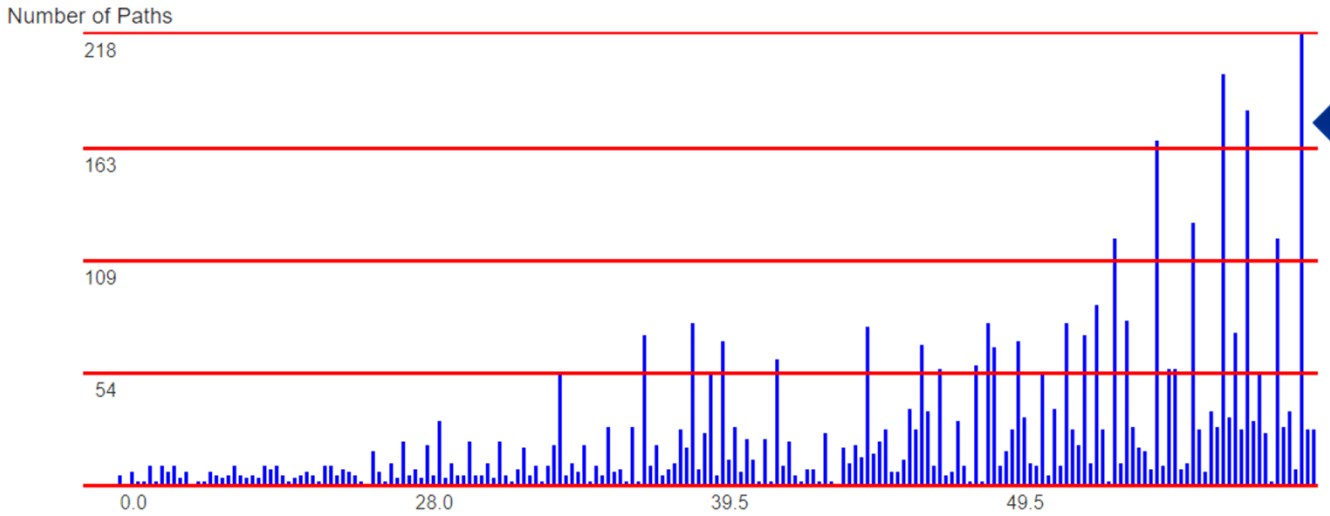

HCP Schedule Smart

		1 Very Low	2 Low	3	4 Med	5	6 High	7 Very High
Overall	Overall expectation of project success				♦			
On Time	Expectation that the project will be completed on time				♦			
On Scope	Expectation that the project will be completed per scope				♦			
On Budget	Expectation that the project will be completed on budget					♦		

Basic | Month # 05 | Month # 06 | Month # 07 | Month # 08 | Month # 09 | Month # 10 | Month # 11 | Month # 12 | Month # 13 | Month # 14 | Month # 15 | Month # 16 | Month # 17 | Month # 18 | Month # 19 | Month # 20 | Month # 21 | Month # 22 | Month # 23 | Month # 24 | **Month # 25** | Month # 26 | Month # 27 | Month # 28 | Month # 29 | Month # 30 | Month # 31 | Month # 32 | Month # 33 | Month # 34 | Month # 35 | Month # 36

©Tal Levanon, Tal Levanon – HCP Ltd

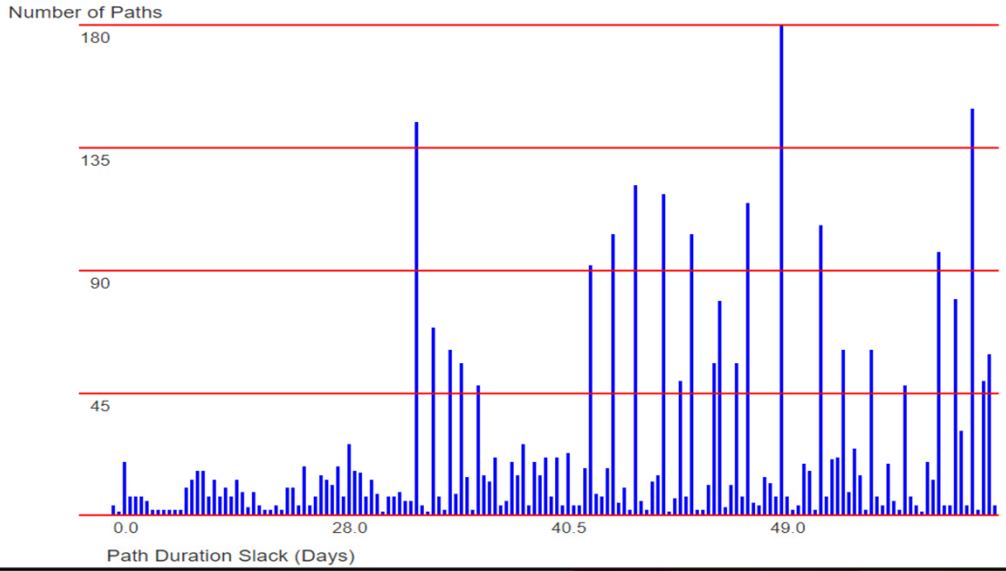

HCP Schedule Smart

		1 Very Low	2 Low	3	4 Med	5	6 High	7 Very High
Overall	Overall expectation of project success					♦		
On Time	Expectation that the project will be completed on time					♦		
On Scope	Expectation that the project will be completed per scope					♦		
On Budget	Expectation that the project will be completed on budget				♦			

Basic | Month # 05 | Month # 06 | Month # 07 | Month # 08 | Month # 09 | Month # 10 | Month # 11 | Month # 12 | Month # 13 | Month # 14 | Month # 15 | Month # 16 | Month # 17 | Month # 18 | Month # 19 | Month # 20 | Month # 21 | Month # 22 | Month # 23 | Month # 24 | Month # 25 | **Month # 26** | Month # 27 | Month # 28 | Month # 29 | Month # 30 | Month # 31 | Month # 32 | Month # 33 | Month # 34 | Month # 35 | Month # 36

©Tal Levanon, Tal Levanon – HCP Ltd

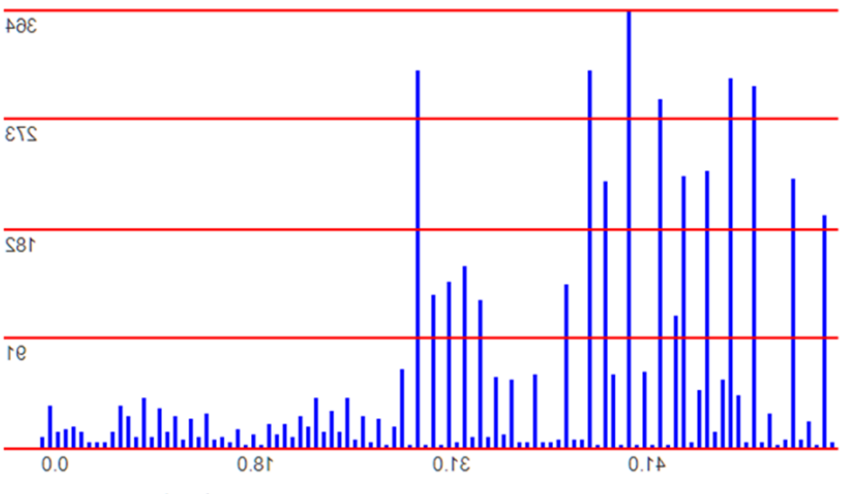

HCP Schedule Smart

		1 Very Low	2 Low	3	4 Med	5	6 High	7 Very High
Overall	Overall expectation of project success					♦		
On Time	Expectation that the project will be completed on time					♦		
On Scope	Expectation that the project will be completed per scope					♦		
On Budget	Expectation that the project will be completed on budget				♦			

Basic | Month # 05 | Month # 06 | Month # 07 | Month # 08 | Month # 09 | Month # 10 | Month # 11 | Month # 12 | Month # 13 | Month # 14 | Month # 15 | Month # 16 | Month # 17 | Month # 18 | Month # 19 | Month # 20 | Month # 21 | Month # 22 | Month # 23 | Month # 24 | Month # 25 | Month # 26 | **Month # 27** | Month # 28 | Month # 29 | Month # 30 | Month # 31 | Month # 32 | Month # 33 | Month # 34 | Month # 35 | Month # 36

©Tal Levanon, Tal Levanon – HCP Ltd

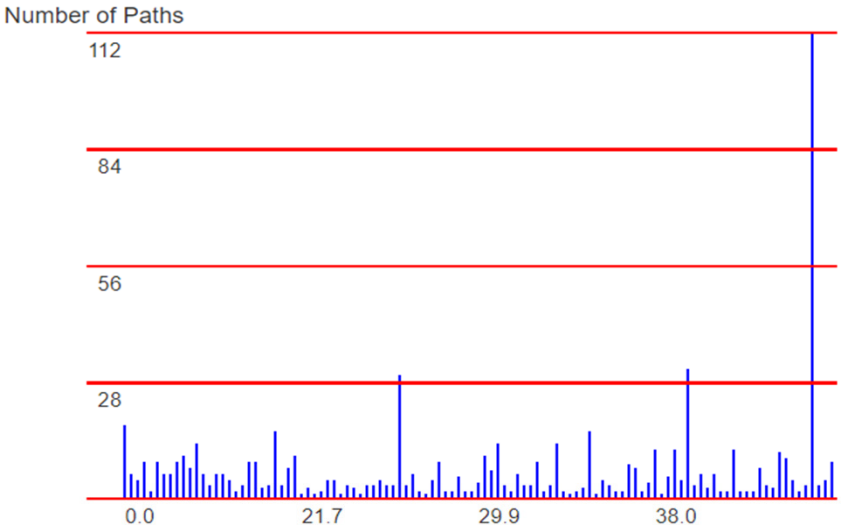

		1 Very Low	2 Low	3	4 Med	5	6 High	7 Very High
Overall	Overall expectation of project success					♦		
On Time	Expectation that the project will be completed on time						♦	
On Scope	Expectation that the project will be completed per scope					♦		
On Budget	Expectation that the project will be completed on budget			♦				

Basic | Month # 05 | Month # 06 | Month # 07 | Month # 08 | Month # 09 | Month # 10 | Month # 11 | Month # 12 | Month # 13 | Month # 14 | Month # 15 | Month # 16 | Month # 17 | Month # 18 | Month # 19 | Month # 20 | Month # 21 | Month # 22 | Month # 23 | Month # 24 | Month # 25 | Month # 26 | Month # 27 | **Month # 28** | Month # 29 | Month # 30 | Month # 31 | Month # 32 | Month # 33 | Month # 34 | Month # 35 | Month # 36

©Tal Levanon, Tal Levanon – HCP Ltd

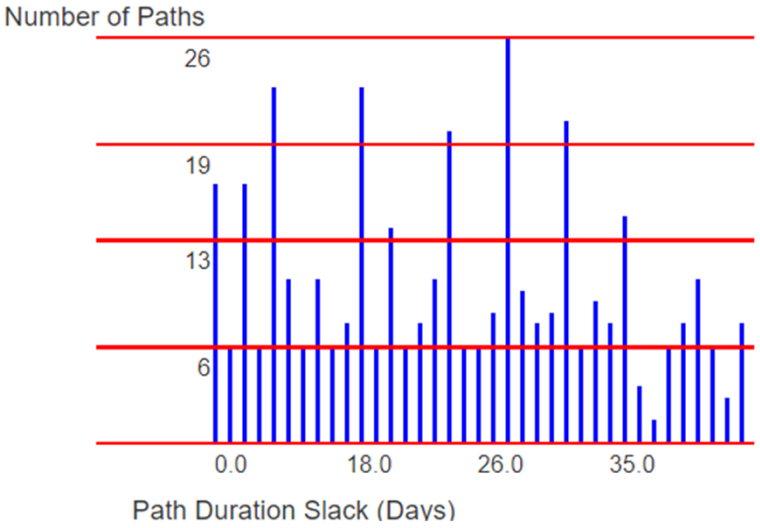

HCP Schedule Smart

		1 Very Low	2 Low	3	4 Med	5	6 High	7 Very High
Overall	Overall expectation of project success					♦		
On Time	Expectation that the project will be completed on time						♦	
On Scope	Expectation that the project will be completed per scope					♦		
On Budget	Expectation that the project will be completed on budget			♦				

Basic | Month # 05 | Month # 06 | Month # 07 | Month # 08 | Month # 09 | Month # 10 | Month # 11 | Month # 12 | Month # 13 | Month # 14 | Month # 15 | Month # 16 | Month # 17 | Month # 18 | Month # 19 | Month # 20 | Month # 21 | Month # 22 | Month # 23 | Month # 24 | Month # 25 | Month # 26 | Month # 27 | Month # 28 | **Month # 29** | Month # 30 | Month # 31 | Month # 32 | Month # 33 | Month # 34 | Month # 35 | Month # 36

©Tal Levanon, Tal Levanon – HCP Ltd

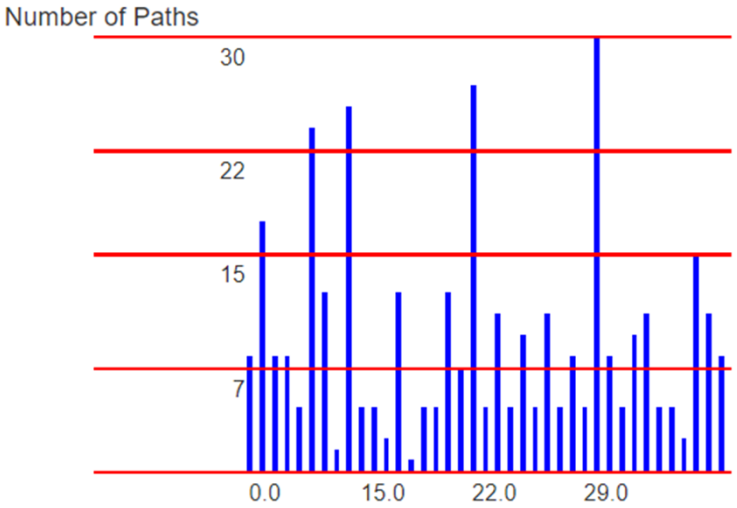

Schedule Smart

		1 Very Low	2 Low	3	4 Med	5	6 High	7 Very High
Overall	Overall expectation of project success					♦		
On Time	Expectation that the project will be completed on time						♦	
On Scope	Expectation that the project will be completed per scope					♦		
On Budget	Expectation that the project will be completed on budget			♦				

Basic | Month # 05 | Month # 06 | Month # 07 | Month # 08 | Month # 09 | Month # 10 | Month # 11 | Month # 12 | Month # 13 | Month # 14 | Month # 15 | Month # 16 | Month # 17 | Month # 18 | Month # 19 | Month # 20 | Month # 21 | Month # 22 | Month # 23 | Month # 24 | Month # 25 | Month # 26 | Month # 27 | Month # 28 | Month # 29 | **Month # 30** | Month # 31 | Month # 32 | Month # 33 | Month # 34 | Month # 35 | Month # 36

©Tal Levanon, Tal Levanon – HCP Ltd

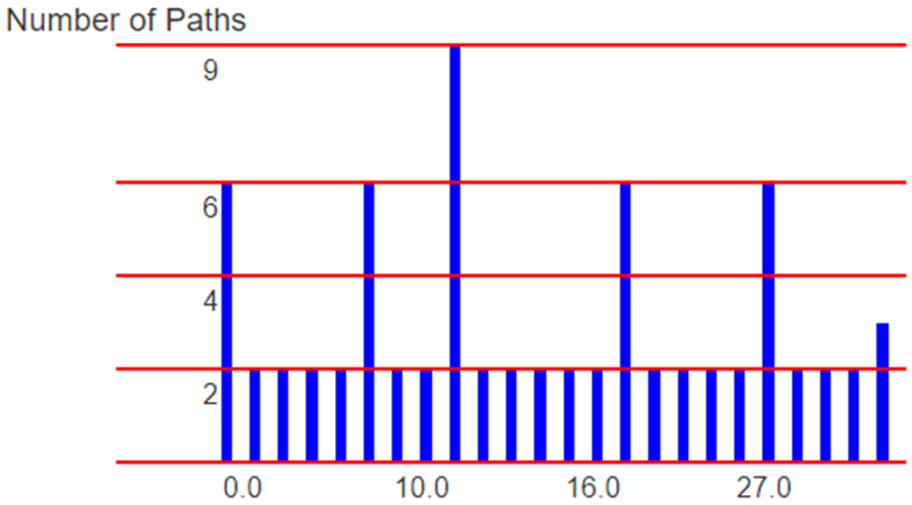

Schedule Smart

Path Duration Slack (Days)

		1 Very Low	2 Low	3	4 Med	5	6 High	7 Very High
Overall	Overall expectation of project success					♦		
On Time	Expectation that the project will be completed on time							♦
On Scope	Expectation that the project will be completed per scope					♦		
On Budget	Expectation that the project will be completed on budget			♦				

Basic | Month # 05 | Month # 06 | Month # 07 | Month # 08 | Month # 09 | Month # 10 | Month # 11 | Month # 12 | Month # 13 | Month # 14 | Month # 15 | Month # 16 | Month # 17 | Month # 18 | Month # 19 | Month # 20 | Month # 21 | Month # 22 | Month # 23 | Month # 24 | Month # 25 | Month # 26 | Month # 27 | Month # 28 | Month # 29 | Month # 30 | **Month # 31** | Month # 32 | Month # 33 | Month # 34 | Month # 35 | Month # 36

©Tal Levanon, Tal Levanon – HCP Ltd

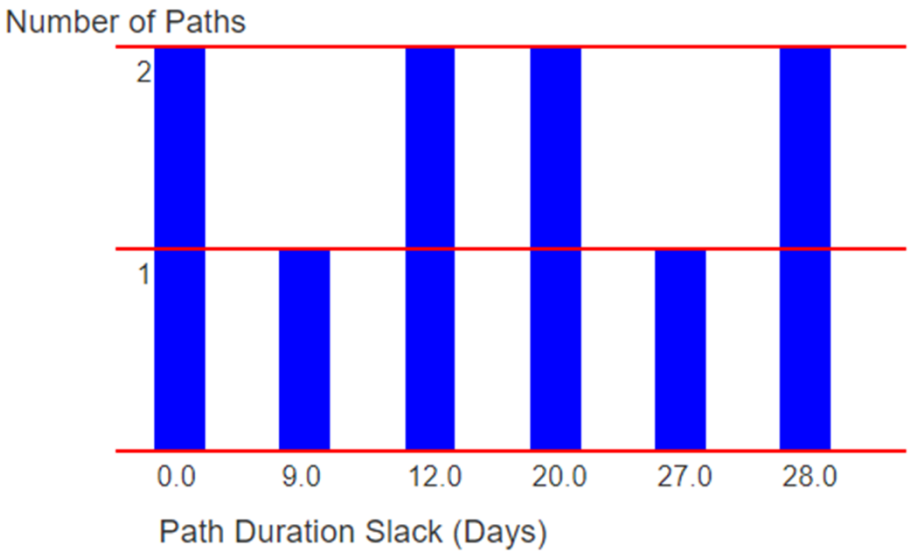

HCP Schedule Smart

		1 Very Low	2 Low	3	4 Med	5	6 High	7 Very High
Overall	Overall expectation of project success					♦		
On Time	Expectation that the project will be completed on time							♦
On Scope	Expectation that the project will be completed per scope					♦		
On Budget	Expectation that the project will be completed on budget			♦				

Basic | Month # 05 | Month # 06 | Month # 07 | Month # 08 | Month # 09 | Month # 10 | Month # 11 | Month # 12 | Month # 13 | Month # 14 | Month # 15 | Month # 16 | Month # 17 | Month # 18 | Month # 19 | Month # 20 | Month # 21 | Month # 22 | Month # 23 | Month # 24 | Month # 25 | Month # 26 | Month # 27 | Month # 28 | Month # 29 | Month # 30 | Month # 31 | **Month # 32** | Month # 33 | Month # 34 | Month # 35 | Month # 36

©Tal Levanon, Tal Levanon – HCP Ltd

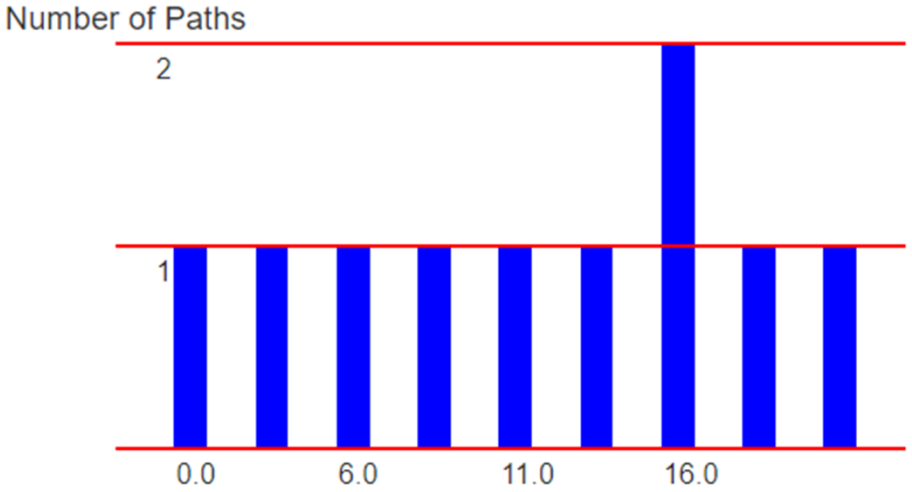

		1 Very Low	2 Low	3	4 Med	5	6 High	7 Very High
Overall	Overall expectation of project success				♦			
On Time	Expectation that the project will be completed on time					♦		
On Scope	Expectation that the project will be completed per scope				♦			
On Budget	Expectation that the project will be completed on budget				♦			

Basic | Month # 05 | Month # 06 | Month # 07 | Month # 08 | Month # 09 | Month # 10 | Month # 11 | Month # 12 | Month # 13 | Month # 14 | Month # 15 | Month # 16 | Month # 17 | Month # 18 | Month # 19 | Month # 20 | Month # 21 | Month # 22 | Month # 23 | Month # 24 | Month # 25 | Month # 26 | Month # 27 | Month # 28 | Month # 29 | Month # 30 | Month # 31 | Month # 32 | **Month # 33** | Month # 34 | Month # 35 | Month # 36

©Tal Levanon, Tal Levanon – HCP Ltd

20%: number of paths > 50,000

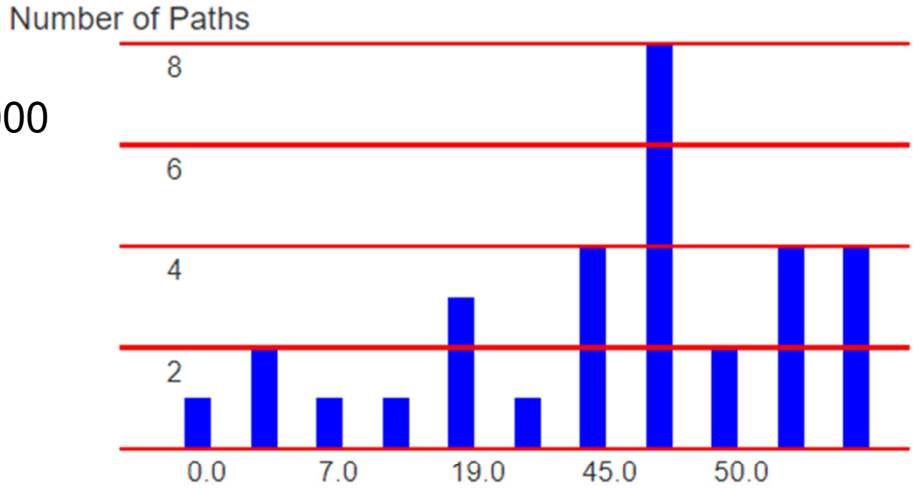

Path Duration Slack (Days)

		1 Very Low	2 Low	3	4 Med	5	6 High	7 Very High
Overall	Overall expectation of project success					♦		
On Time	Expectation that the project will be completed on time						♦	
On Scope	Expectation that the project will be completed per scope				♦			
On Budget	Expectation that the project will be completed on budget						♦	

Basic | Month # 05 | Month # 06 | Month # 07 | Month # 08 | Month # 09 | Month # 10 | Month # 11 | Month # 12 | Month # 13 | Month # 14 | Month # 15 | Month # 16 | Month # 17 | Month # 18 | Month # 19 | Month # 20 | Month # 21 | Month # 22 | Month # 23 | Month # 24 | Month # 25 | Month # 26 | Month # 27 | Month # 28 | Month # 29 | Month # 30 | Month # 31 | Month # 32 | Month # 33 | **Month # 34** | Month # 35 | Month # 36

©Tal Levanon, Tal Levanon – HCP Ltd

20%: number of paths > 50,000

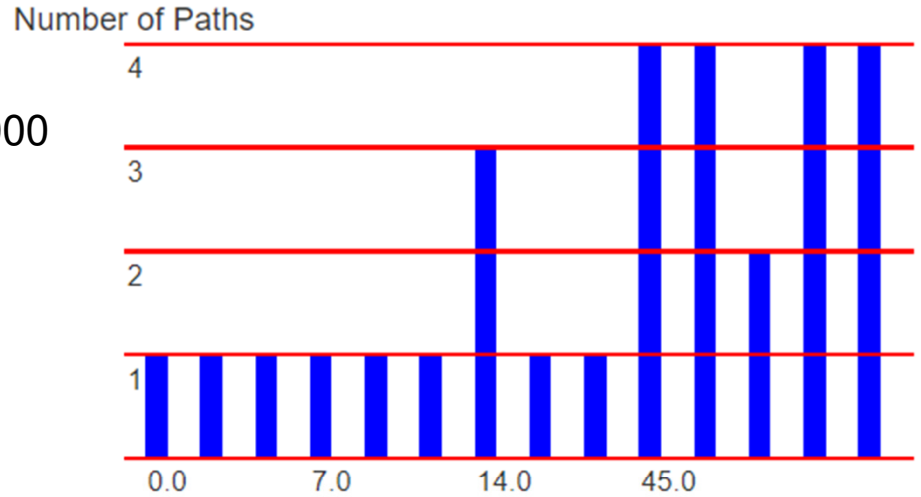

Path Duration Slack (Days)

		1 Very Low	2 Low	3	4 Med	5	6 High	7 Very High
Overall	Overall expectation of project success					♦		
On Time	Expectation that the project will be completed on time						♦	
On Scope	Expectation that the project will be completed per scope				♦			
On Budget	Expectation that the project will be completed on budget						♦	

Basic | Month # 05 | Month # 06 | Month # 07 | Month # 08 | Month # 09 | Month # 10 | Month # 11 | Month # 12 | Month # 13 | Month # 14 | Month # 15 | Month # 16 | Month # 17 | Month # 18 | Month # 19 | Month # 20 | Month # 21 | Month # 22 | Month # 23 | Month # 24 | Month # 25 | Month # 26 | Month # 27 | Month # 28 | Month # 29 | Month # 30 | Month # 31 | Month # 32 | Month # 33 | Month # 34 | **Month # 35** | Month # 36

©Tal Levanon, Tal Levanon – HCP Ltd

20%: number of paths > 50,000

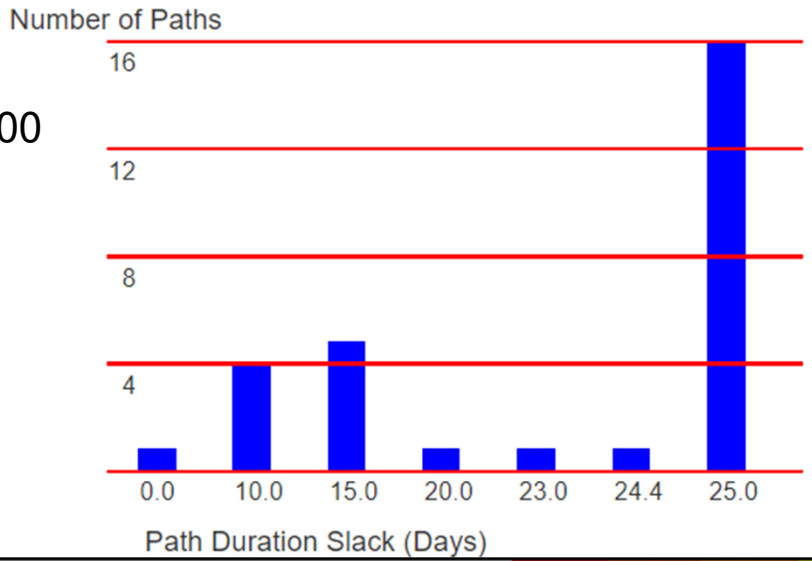

		1 Very Low	2 Low	3	4 Med	5	6 High	7 Very High
Overall	Overall expectation of project success				♦			
On Time	Expectation that the project will be completed on time			♦				
On Scope	Expectation that the project will be completed per scope			♦				
On Budget	Expectation that the project will be completed on budget						♦	

Basic | Month # 05 | Month # 06 | Month # 07 | Month # 08 | Month # 09 | Month # 10 | Month # 11 | Month # 12 | Month # 13 | Month # 14 | Month # 15 | Month # 16 | Month # 17 | Month # 18 | Month # 19 | Month # 20 | Month # 21 | Month # 22 | Month # 23 | Month # 24 | Month # 25 | Month # 26 | Month # 27 | Month # 28 | Month # 29 | Month # 30 | Month # 31 | Month # 32 | Month # 33 | Month # 34 | Month # 35 | **Month # 36**

©Tal Levanon, Tal Levanon – HCP Ltd

So… how did the project end?

Scope of Work

- The entire SOW of the planned project has been done, including a number of additions.

Budget

- The contractor's cost at the time of signing the contract: 98 million NIS
- As part of the agreed layout, it was updated: 110 million NIS
- Including 3 million NIS for shortening schedules.
- Contracting costs - not including VAT, planning, ancillary, etc.

Schedule

- Contractual deadline (original): 13/09/2021
- Project completion date: 25/03/2021 - that is, the project was shortened by 5.6 months!

©Tal Levanon, Tal Levanon – HCP Ltd

In conclusion - how do you do such a "miracle"?

1. Working on a schedule "together and not separately“ -
   - The client - Moriah Jerusalem Development Corporation
   - Management - David Ackerstein Ltd. Engineering Company
   - Contractor – Y. D. Barzani
   - Schedule – Tal Levanon – HCP Ltd
2. **HCP Go - Basic schedule and every month analysis :**
   - Project structure.
   - Giving emphasis to the project manager and the contractor - who are the critical paths and the critical hidden.
3. Project buffer – another lecture!

©Tal Levanon, Tal Levanon – HCP Ltd

Thank you for listening!
Questions? happily!

- +972-08-9265475
- +972-50-6893289
- tal@hcp.co.il

hcp-consulting.com

©Tal Levanon, Tal Levanon – HCP Ltd